



Warhawks Men's Basketball

University of Louisiana at Monroe



ULM (9-14, 6-9 SBC)

WARHAWKS

Vs.



Troy (9-18, 4-11 SBC)

TROJANS

Game 24

Saturday, March 1, 2014 • 4:00 p.m.
Fant-Ewing Coliseum (7,000) • Monroe, La.

Radio: - KLIP LA 105.3 FM, Nick White (PXP)
Twitter: @ULM_MBB

ULM Quick Notes

- The Warhawks are looking for their first three-game winning streak at home since 2009-10. They have won back-to-back home games by double-figures for the first time since 2001-02. They have also held opponents to under 55 points in consecutive home wins for the first time since 1983-84. ULM is 390-168 all-time in Fant-Ewing Coliseum

- In the first meeting against Troy on Jan. 16, ULM used a big second half to win 75-64. Junior Tylor Ongwae recorded 22 points and five rebounds, while senior Jayon James totaled 13 points, five assists and four rebounds. The Warhawks shot a season-high 64.3 percent (9-14) from three-point range and made their first five attempts of the game. ULM also went 14-for-17 (.824) from the free throw line

- ULM is looking to sweep the season series over Troy for the first time in school history

- Ongwae ranks third in the league in SBC games in scoring with 18.8 ppg. He has tallied 15 consecutive double-figure scoring games, reaching that mark in every SBC contest. Ongwae has recorded double-digits in 21 of 23 games on the season. He scores 16.6 ppg on the season

- James leads the team in both rebounds (6.1 rpg) and assists (4.4 apg) and also scores 10.3 ppg on the year. He has led the team in assists in 15 games this season. James has posted at least 10 points, five rebounds and five assists eight times this season. His 4.9 apg in conference games ranks second in the league

- Freshman Nick Coppola has played eight 40-minute games this season and tied the school record of five in-a-row set in 1999-2000 by Maurice Bell. He netted a career-high 16 points against Georgia State on ULM's last road trip

ULM MEN'S BASKETBALL SCHEDULE

Fri., Nov. 8	at No. 5 Kansas	L, 80-63
Mon., Nov. 18	Samford	W, 86-52
Thu., Nov. 21	at Northwestern St.	W, 84-80 (OT)
Mon., Dec. 9	Thomas	W, 84-61
Sat., Dec. 14	at LSU	L, 61-54
Wed., Dec. 18	at Ole Miss	L, 75-62
Sun., Dec. 22	Louisiana Tech	L, 83-61
Fri., Dec. 27	at No. 3 Ohio State	L, 71-31
Sat., Jan. 4	UL-Lafayette*	W, 103-98 (20T)
Thurs., Jan. 9	at UT Arlington*	L, 83-79 (OT)
Sat., Jan. 11	Texas State*	L, 61-36
Thu., Jan. 16	at Troy*	W, 75-64
Sat., Jan. 18	at South Alabama*	W, 64-58
Thu., Jan. 23	WKU*	L, 69-51
Sat., Jan. 25	Georgia State*	L, 66-58
Thu., Jan. 30	Arkansas State*	W, 72-65
Sat., Feb. 1	at UL-Lafayette*	L, 66-50
Thu., Feb. 6	at Texas State*	L, 65-57
Thu., Feb. 13	UT Arlington*	L, 85-74
Sat., Feb. 15	UALR*	W, 65-49
Thu., Feb. 20	at Georgia State*	L, 75-60
Sat., Feb. 22	at WKU*	L, 72-63
Thu., Feb. 27	South Alabama*	W, 71-54
Sat., Mar. 1	Troy*	4:00 p.m.
Thu., Mar. 6	at Arkansas State*	7:05 p.m.
Sat., Mar. 8	at UALR*	7:00 p.m.
Thurs., Mar. 13	Sun Belt Championships	TBA

All times Central and subject to change. Bold indicates home contests.; *-Sun Belt game

We are ULM. Please note that there are only two correct versions of our institution's name, the preferred acronym ULM and the full name, the University of Louisiana at Monroe. Any other reference, including Louisiana-Monroe, UL-Monroe, La.-Monroe, LAM, or simply Monroe, are incorrect.

Media Relations Contacts

Robbie Kleinmuntz (Primary)	Tom Ritter (Secondary)
Assistant Director	Graduate Assistant
kleinmuntz@ulm.edu	rittertf@warhawks.ulm.edu
O: 318-342-5462	O: 318-342-5451
C: 847-912-5380	C: 318-953-0734



Warhawks Men's Basketball

University of Louisiana at Monroe



Keith Richard

Head Coach

Fourth Year at ULM
13th Season Overall

Alma Mater: ULM (1982)

THE RICHARD FILE

COACHING HONORS

- 1999 Sun Belt Coach of the Year
- Has been part of the coaching staff for seven NCAA Tournament and three NIT teams

COACHING CAREER

Season	School	Position	Record
1984-85	ULM	Graduate Assistant	17-12
1985-86	ULM	Graduate Assistant	20-10/NCAA
1986-87	Marshall	Assistant Coach	25-6/NCAA
1987-88	Marshall	Assistant Coach	24-8/NIT
1988-89	Marshall	Assistant Coach	15-15
1989-90	ULM	Assistant Coach	22-8/NCAA
1990-91	ULM	Assistant Coach	25-8/NCAA
1991-92	ULM	Assistant Coach	19-10/NCAA
1992-93	ULM	Assistant Coach	26-5/NCAA
1993-94	ULM	Assistant Coach	19-9
1994-95	La. Tech	Assistant Coach	14-13
1995-96	La. Tech	Associate Head Coach	11-17
1996-97	La. Tech	Associate Head Coach	15-14
1997-98	La. Tech	Associate Head Coach	12-15
1998-99	La. Tech	Head Coach	19-9
1999-00	La. Tech	Head Coach	21-8
2000-01	La. Tech	Head Coach	17-12
2001-02	La. Tech	Head Coach	22-10/NIT
2002-03	La. Tech	Head Coach	12-15
2003-04	La. Tech	Head Coach	15-15
2004-05	La. Tech	Head Coach	14-15
2005-06	La. Tech	Head Coach	20-13/NIT
2006-07	La. Tech	Head Coach	10-20
2008-09	LSU	Assistant Coach	27-8/NCAA
2009-10	LSU	Assistant Coach	11-20
2010-11	ULM	Head Coach	7-24
2011-12	ULM	Head Coach	3-26
2012-13	ULM	Head Coach	4-23
2013-14	ULM	Head Coach	9-14

PLAYING CAREER

- Played for ULM from 1978-82; Coached by Lenny Fant, Benny Hollis & Mike Vining
- 1979 Atlantic Sun Tournament Champions, NIT
- 1980 Atlantic Sun Regular Season Champions
- 1982 Atlantic Sun Tournament Champions, NCAA
- Two-time team captain ('81 & '82)
- Led team in assists twice

EDUCATION

- Bachelor's degree in general business, ULM (1982)
- Master's degree in guidance counseling, ULM (1986)

ULM Quick Notes Continued...

- Junior Chinedu Amajoyi leads the conference in three-point field goal percentage at .500 (14-for-28). He has started in ULM's last eight games and has more than doubled his scoring average in that span. Amajoyi is coming off a career-high game of 12 points, eight rebounds and 34 minutes against the Jaguars

- With three regular season games still remaining, ULM has doubled both its overall and conference win totals from last season. The Warhawks have three more conference wins despite playing an 18-game schedule, compared to a 20-game slate last season. ULM was 4-23 overall and 3-17 in SBC play last year

- The Warhawks are 5-0 this season when leading at halftime, 7-1 when tied or leading at halftime, 4-0 when scoring at least 80 points, 8-0 when they have at least four double-figure scorers and 6-1 when scoring at least 20 points off the bench

- In ULM's previous home game before USA, it posted a 65-49 victory over UALR. The 49 points was the fewest ULM has ever let up and the 16-point was the largest ever in 23 meetings between the two schools. The Warhawks dominated in the paint, 30-14. It was ULM's largest win over an SBC opponent since Feb. 22, 2007 when it defeated Denver 87-51

- The ULM defense shut down the Trojans, allowing just 13 points in the first half - the fewest ULM has let up in a half this season. The Warhawks recorded a season-high 12 steals and 12 blocks

- In a 72-65 win over Arkansas State on Jan. 30, Amajoyi became the first ULM student-athlete this season to make 10 free throws in a single game.

- The Warhawks swept a road weekend at Troy and South Alabama, defeating the Trojans 75-64 and the Jaguars 64-58. It was ULM's first two-game road winning streak since 2002-03

- Against Troy, the Warhawks shot over 80 percent from the free throw line for the first time this season (14-for-17, .824)

- The Warhawks opened league play with back-to-back overtime games for the first time in school history. ULM is 2-1 in overtime this season, and ULM head coach Keith Richard is 17-8 in his career

- In the first meeting between the Warhawks and the Ragin' Cajuns this season, ULM came away with a 103-98 double overtime victory in the SBC season opener on Jan. 4. Ongwae led the Warhawks with 27 points and 11 rebounds. ULM matched a season-high five double-figure scorings in the contest

- James also notched a double-double against the Cajuns with 16 points and 12 rebounds. ULM had two student-athletes record a double-double in one game for the first time since Dec. 22, 2009

- ULM's 11 blocks against the Cajuns were the most by the program since Dec. 2, 2006 when it had 10 against William Carey. ULM also held a 54-44 edge on the boards. The Warhawks later topped their season-high with 12 blocks against UALR at home



Warhawks Men's Basketball

University of Louisiana at Monroe



ULM Quick Notes Continued...

- The Warhawks played the eighth toughest non-conference schedule in the country, according to cbssports.com. ULM's opponents went a combined 71-30 in non-conference play as the Warhawks took on a pair of top-5 opponents

- ULM went 36 days inbetween its first two losses on the season. It was its longest stretch without a loss since 1993-94 when they went from Jan. 18 - Feb. 28 between defeats

- After defeating Thomas (Ga.) on Dec. 9, the Warhawks won three consecutive games for the first time since 2007-08. They got off to a 3-1 start on the season for the first time since 2004-05

- The Warhawks trailed Northwestern State by 18 in the second half before mounting their biggest comeback of the season on Nov. 21

- In ULM's home opener, it thumped Samford 86-52 on Nov. 18 and was up by 41 at one point in the second half. The 34-point win was the largest margin of victory for ULM since a 97-43 win over Union College (Ky.) on Jan. 3, 2009. It was ULM's most lop-sided score over a Division I program since Feb. 3, 2000 when it defeated Lamar 95-58

- Junior Marvin Williams posted a game-high 19 points against No. 5 Kansas in the season opener, outscoring Andrew Wiggins who was named Preseason National Player of the Year by cbssports.com. Williams went 8-for-13 from the field and grabbed a team-high six rebounds in 24 minutes. Wiggins scored 16.

- ULM earned the 2012-13 SBC team academic award and was one of 21 NCAA Division I men's basketball programs to earn Team Academic Excellence Awards from the National Association of Basketball Coaches

- The Warhawks carry a full scholarship roster for the first time under head coach Keith Richard after inheriting APR penalties. Richard is in his fourth season with the program

- ULM is without senior Amos Olatayo for the rest of the season after an ACL injury against WKU on Jan. 23. Olatayo was second on the team in scoring (13.2 ppg) and rebounding (5.3 rpg). He had 11 double-figure scoring games including three 20-plus games and one 30-point performance

HOME COURT ADVANTAGE

390-168 All-Time
in Fant-Ewing Coliseum

ULM RECORDS IN FANT-EWING

Year	Games	Record	Pct.	Avg. Attend.
1971-72	10	6-4	.600	4,190
1972-73	11	8-3	.727	3,232
1973-74	11	8-3	.727	3,250
1974-75	12	11-1	.917	3,454
1975-76	13	10-3	.769	5,451
1976-77	13	9-4	.692	5,073
1977-78	13	10-3	.769	4,459
1978-79	16	15-1	.937	5,215
1979-80	14	10-4	.714	3,678
1980-81	16	8-8	.500	3,067
1981-82	16	13-3	.812	3,808
1982-83	14	12-2	.857	2,946
1983-84	16	11-5	.688	2,098
1984-85	13	9-4	.692	2,380
1985-86	15	14-1	.933	2,114
1986-87	13	8-5	.615	2,582
1987-88	12	10-2	.833	2,582
1988-89	12	8-4	.667	2,861
1989-90	14	13-1	.928	2,949
1990-91	14	14-0	1.000	3,327
1991-92	12	9-3	.750	2,710
1992-93	14	14-0	1.000	3,892
1993-94	14	10-4	.714	3,351
1994-95	12	9-3	.750	3,619
1995-96	11	8-3	.727	2,182
1996-97	12	9-3	.750	1,822
1997-98	11	7-4	.636	1,301
1998-99	11	7-4	.636	1,913
1999-00	14	11-3	.786	2,003
2000-01	13	9-4	.692	935
2001-02	12	12-0	1.000	3,437
2002-03	12	7-5	.583	1,412
2003-04	13	9-4	.692	1,624
2004-05	13	6-7	.462	1,296
2005-06	13	8-5	.615	793
2006-07	14	14-0	1.000	1,952
2007-08	12	5-7	.417	1,338
2008-09	14	8-6	.571	907
2009-10	14	8-6	.571	1,398
2010-11	13	4-9	.308	1,400
2011-12	13	0-13	.000	1,438
2012-13	12	3-9	.250	1,255
2013-14	11	6-5	.545	1,525
TOTALS	558	390-168	.699	





Warhawks Men's Basketball

University of Louisiana at Monroe



WE ARE ULM

12 REGULAR SEASON CHAMPIONSHIPS

1961-62 - Gulf States Conference

1964-65 - Gulf States Conference

1978-79 - Atlantic Sun Conference

1979-80 - Atlantic Sun Conference

1985-86 - Southland Conference

1989-90 - Southland Conference

1990-91 - Southland Conference

1992-93 - Southland Conference

1993-94 - Southland Conference

1995-96 - Southland Conference

1996-97 - Southland Conference

2006-07 - Sun Belt Conference West Division

NINE POST-SEASON APPEARANCES

1978-79 - NIT

1981-82 - NCAA Tournament

1985-86 - NCAA Tournament

1987-88 - NIT

1989-90 - NCAA Tournament

1990-91 - NCAA Tournament

1991-92 - NCAA Tournament

1992-93 - NCAA Tournament

1995-96 - NCAA Tournament

EIGHT TOURNAMENT CHAMPIONSHIPS

1978-79 - Atlantic Sun Conference

1981-82 - Atlantic Sun Conference

1985-86 - Southland Conference

1989-90 - Southland Conference

1990-91 - Southland Conference

1991-92 - Southland Conference

1992-93 - Southland Conference

1995-96 - Southland Conference

Numerical Roster

No.	Player	Pos.	Ht.	Wt.	Cl.	Hometown (Previous School)
0	Marvin Williams	F/C	6-8	245	JR	Memphis, Tenn. (NW Florida State College)
1	Jayon James	F	6-6	225	SR	Paterson, N.J. (Lamar State-Port Arthur)
2	DeMondre Harvey	F	6-7	210	SO	Minden, La. (Pearl River CC)
3	Marcelis Hansberry	G	6-0	185	SR	Jackson, Miss. (Provine HS)
4	RJ McCray	G	6-2	190	SR	Arlington, Texas (Grace Prep Academy)
10	Amos Olatayo	G	6-4	200	SR	Houston, Texas (Navarro College)
11	Nick Coppola	G	5-11	195	FR	Richmond, Va. (Benedictine Prep)
12	Tylor Ongwae	F	6-7	205	JR	Eldoret, Kenya (Ranger College)
13	Chinedu Amajoyi	G	6-3	195	JR	Rancho Cucamonga, Calif. (Kilgore College)
15	Kyle Koszuta	G	6-2	190	SO	Niceville, Fla. (Niceville HS)
20	Evan Sims	F/C	6-8	235	JR	Houston, Texas (Lamar State-Port Arthur)
22	Lance Richard	G	5-10	170	FR	Monroe, La. (Sterlington HS)
23	Millaun Brown	F/C	6-7	230	SR	Gunnison, Miss. (East Mississippi CC)
33	Daniel Grieves	G/F	6-6	210	SO	Bay St. Louis, Miss. (Pearl River CC)
34	Leon Carswell II	F	6-3	210	JR	Bossier City, La. (Airline HS)
35	Colten Ponder	F	6-5	215	SO	Shreveport, La. (Calvary Baptist HS)

COACHING STAFF

Head Coach: Keith Richard (ULM '82)

Assistant Coach: Ryan Cross (Buffalo '95)

Assistant Coach: Lonnie Cooper (Louisiana Tech '99)

Assistant Coach J.A. Anglin (LSU Shreveport '10)

Coordinator of Basketball Operations: Wyatt Hodges

PRONUNCIATION

Keith/Lance RICHARD	Ree-CHARD		
MILLAUN Brown	Mih-LAHN	TYLOR ONGWAE	Tie-ler Ong-why
JAYON James	Jay-AHN	Kyle KOSZUTA	Kus-zoo-tuh
AMOS OLATAYO	AIM-uhs Ole-ah-tay-O	Nick COPPOLA	Cuh-pole-luh
CHINEDU AMAJOYI	Chin-ih-due Om-uh-joy		

BY CLASS

Seniors (5).....Millaun Brown
Marcelis Hansberry
Jayon James
R.J. McCray
Amos Olatayo
 Juniors (5).....Chinedu Amajoyi
Leon Carswell
Tylor Ongwae
Evan Sims
Marvin Williams
 Sophomores (4).....Daniel Grieves
DeMondre Harvey
Kyle Koszuta
Colten Ponder
 Freshmen (2).....Nick Coppola
Lance Richard

BY POSITION

Guards.....Chinedu Amajoyi
Nick Coppola
Marcelis Hansberry
Kyle Koszuta
RJ McCray
Amos Olatayo
Lance Richard
 Guard/Foward.....Daniel Grieves
 Forwards.....Leon Carswell
DeMondre Harvey
Jayon James
Tylor Ongwae
Colten Ponder
 Forward/Center.....Millaun Brown
Evan Sims
Marvin Williams

BY STATE/COUNTRY

California.....Chinedu Amajoyi
 Florida.....Kyle Koszuta
 Kenya.....Tylor Ongwae
 Louisiana.....Leon Carswell
DeMondre Harvey
Colten Ponder
Lance Richard
 Mississippi.....Millaun Brown
Daniel Grieves
Marcelis Hansberry
 New Jersey.....Jayon James
 Tennessee.....Marvin Williams
 Texas.....R.J. McCray
Amos Olatayo
Evan Sims
 Virginia.....Nick Coppola



Warhawks Men's Basketball

University of Louisiana at Monroe



ULM Quick Facts

Location _____ Monroe, La.
Enrollment _____ 8,858
Founded _____ 1931
Nickname/Mascot _____ Warhawks/Ace
Colors _____ Maroon & Gold
President _____ Dr. Nick Bruno
Director of Athletics _____ Brian Wickstrom
Conference _____ Sun Belt
Affiliation _____ NCAA Division I
All-Time Record _____ 908-808 (62nd season)
Winning Seasons _____ 38 (20+ wins 10 times)
Home Venue _____ Fant-Ewing Coliseum (7000)
Playing Surface _____ Maple
Opened _____ 1971
Press Row Phone _____ 318-342-6920

Head Coach _____ Keith Richard
Record at ULM _____ 23-87 (fourth year)
Career Record _____ 173-204 (13th year)
Assistant Coach _____ Ryan Cross
Assistant Coach _____ Lonnie Cooper
Assistant Coach _____ J.A. Anglin
Coordinator of MBB Ops. _____ Wyatt Hodges
Athletic Trainer _____ Jeremy Teblum
Strength Coach _____ Brian Seitz

Website _____ www.ulmwarhawks.com
Facebook _____ www.facebook.com/warhawks
Twitter _____ @ULM_MBB

Sun Belt Conference Preseason Coaches Poll

1. WKU - 91 (5)
2. South Alabama - 78 (2)
3. Arkansas State - 74
- T-4. Georgia State - 73 (2)
- T-4. UL-Lafayette - 73 (1)
6. UALR - 48
7. UT Arlington - 36
8. Texas State - 34
9. Troy - 26
10. ULM - 17

Jayon James
- Preseason SBC
All-Conference
Third-Team

- CSM Preseason
All-SBC
Third-Team

Amos Olatayo
- CSM Preseason
All-SBC
Third-Team

All-Time Series History vs. Troy

Troy leads 8-3
At ULM: Troy leads 4-1
At Troy: Troy leads 4-1
On Neutral Courts: ULM leads 1-0

Scouting Troy

The Trojans (9-18, 4-11 SBC) are coming off a 62-55 loss at home to UALR on Thursday. They are fighting for a berth in the SBC Championships as they are tied for eighth-place with Texas State and are two-games behind ULM. They come to Monroe looking to snap a three-game skid.

Hunter Williams leads the team with 13.0 points and 3.3 assists per game. Antoine Allen scores 11.8 points per game, while Tevin Calhoun puts in 10.0 points per game. Kevin Thomas is the team's leading rebounder with 7.2 rpg and also scores 9.6 ppg.

Williams leads the conference in three-pointers made with 55 (3.7 per game).

A 23-year coaching veteran, Troy's Phil Cunningham is in his first season as the program's head coach, replacing Don Maestri.

The Campbellsville, Ky., native spent 12 seasons as an assistant coach at Mississippi State before joining the staff at Western Kentucky last season. Cunningham's teams at Mississippi State and Western Kentucky made 11 postseason appearances in 13 years, including seven NCAA Tournament appearances, and all 12 of the recruiting classes he was involved with at Mississippi State were nationally recognized.

Cunningham was a part of five Southeastern Conference Western Division crowns, one overall conference championship and two conference tournament titles in his final nine seasons at Mississippi State, and the Bulldogs averaged over 20 wins per season since he joined the staff before the 2000-01 season.

2013-14 NON-CONFERENCE STRENGTH OF SCHEDULE RANKINGS

according to cbssports.com (1/1/14)

RK	School	SOS	Opp. Winning %
1.	New Orleans	.6951	.7669
2.	Kansas	.6840	.7500
3.	Long Beach State	.6443	.7166
4.	BYU	.6323	.6949
5.	Massachusetts	.6262	.6574
6.	Eastern Michigan	.6192	.6448
7.	Colorado	.6162	.6597
8.	ULM	.6152	.6744
9.	Alabama	.6142	.6468
10.	Oakland	.6130	.6585

RICHARD VS. 2013-14 OPPONENTS

Arkansas State6-8
Georgia State0-2
Kansas0-1
Louisiana Tech0-4
UL-Lafayette7-12
LSU0-2
Northwestern State2-1
Ohio State0-1
Ole Miss0-2
Samford1-0
South Alabama6-5
Texas-Arlington0-2
Texas State0-2
Thomas1-0
Troy1-4
UALR8-6
WKU5-9



Warhawks Men's Basketball

University of Louisiana at Monroe



In ULM's Last Outing...

Warhawks Run Past Jaguars 71-54

MONROE, La. — Senior Jayon James registered a season-high 19 points as the ULM men's basketball program pulled away from South Alabama in the second half for a 71-54 victory on Thursday at Fant-Ewing Coliseum.

James went 8-for-12 from the field for ULM (9-14, 6-9 SBC) to post a game-high in scoring as the Warhawks out-scored the Jaguars 36-21 in the second half. Junior Tylor Ongwae nearly totaled a double-double with 10 points and nine rebounds.

Freshman Nick Coppola poured in 11 points and dished out a game-high six assists. Junior Chinedu Amajoyi scored a career-high 12 points and pulled down a eight rebounds. Junior Marvin Williams pitched in with 10 points and five rebounds.

USA (9-19, 3-12 SBC) was led by Augustine Rubit's 14 points and six rebounds. Rubit was named Preseason Sun Belt Conference Player of the Year.

The Warhawks started down 5-0 in the first half when they went on a 7-0 run to take the lead 7-5 at the 16:58 mark. Still leading 21-18, ULM used another 7-0 run, including a three-pointer by senior R.J. McCray, to extend its lead to 28-18 with 7:15 remaining.

The Jaguars answered with a 9-0 spurt to make it a 28-27 game with 5:13 to go. USA took the lead 31-30, but it was short-lived as Amajoyi hit a three-pointer on ULM's next possession. The Warhawks carried a 35-33 lead into halftime.

Back-to-back baskets from James and Coppola pushed ULM's lead up to 39-33 to begin the second half. The Warhawks built their lead to 45-36 after a tip-in by Ongwae at the 16:23 mark.

ULM led 58-49 when it pulled away from the Jaguars in the last six minutes. It used an 11-1 run to go up 69-50 after a three-pointer by Amajoyi. The Warhawks scored their final basket of the game on a lay-up from Coppola.

Official Basketball Box Score -- Game Totals -- Final Statistics South Alabama vs ULM 02/27/14 7:00 PM CST at Fant-Ewing Coliseum; Monroe, Louisiana

South Alabama 54 • 9-19, 3-12

#	Player	Total		3-Ptr	FT-FTA	Rebounds			PF	TP	A	TO	Blk	Stl	Min
		FG-FGA	FG-FGA			Off	Def	Tot							
01	Williams, Ken	* 3-7	1-3	0-0	1 2 3	2	7	0 1 0 0	24						
04	Stevens, Barrington	* 3-7	0-2	0-0	0 3 3	2	6	2 1 0 0	32						
10	Boyanov, Georgi	* 2-2	0-0	1-2	0 0 0	1	5	0 2 1 0	11						
20	Saintil, Aakim	* 1-8	0-3	2-4	0 1 1	1	4	3 0 0 3	35						
21	Rubit, Augustine	* 4-10	1-2	5-7	4 2 6	1	14	1 3 2 1	31						
03	Maston, Isaiah	1-3	1-2	0-0	1 0 1	2	3	0 0 0 0	13						
11	Conley, E.J.	0-0	0-0	0-0	0 0 0	0	0	0 0 0 0	2						
12	Allen, Antoine	0-6	0-6	0-0	0 1 1	0	0	1 0 0 0	14						
13	Ammons, Mychal	3-6	0-2	3-5	2 7 9	4	9	1 2 0 1	23						
24	Ferguson, Donte	3-3	0-0	0-1	1 1 2	1	6	0 0 0 0	11						
25	Johnson, T.J.	0-1	0-1	0-0	0 0 0	0	0	0 0 0 0	2						
32	Karaszia, Austin	0-0	0-0	0-0	0 0 0	0	0	0 0 0 0	2						
Team					0 1 1										
Totals		20-53	3-21	11-19	9 18 27	14	54	8 9 3 5	200						

FG % 1st Half: 13-27 48.1% 2nd half: 7-26 26.9% Game: 20-53 37.7%
3FG % 1st Half: 3-11 27.3% 2nd half: 0-10 0.0% Game: 3-21 14.3%
FT % 1st Half: 4-8 50.0% 2nd half: 7-11 63.6% Game: 11-19 57.9%

Deadball
Rebounds
4

ULM 71 • 9-14, 6-9

#	Player	Total		3-Ptr	FT-FTA	Rebounds			PF	TP	A	TO	Blk	Stl	Min
		FG-FGA	FG-FGA			Off	Def	Tot							
00	Williams, Marvin	* 5-6	0-0	0-0	2 3 5	4	10	0 2 0 1	20						
01	James, Jayon	* 8-12	0-0	3-4	1 1 2	2	19	3 2 2 1	37						
11	Coppola, Nick	* 4-9	1-3	2-3	0 1 1	0	11	6 0 0 0	40						
12	Ongwae, Tylor	* 3-13	0-2	4-6	3 6 9	4	10	3 2 0 0	39						
13	Amajoyi, Chinedu	* 4-9	2-5	2-2	0 8 8	2	12	2 0 0 1	34						
02	Harvey, DeMondre	1-1	0-0	2-2	2 1 3	2	4	0 2 0 1	11						
04	McCray, RJ	1-2	1-2	0-0	0 0 0	0	3	0 0 1 0	6						
23	Brown, Millaud	1-1	0-0	0-0	1 0 1	1	2	1 1 0 0	8						
33	Grieves, Daniel	0-0	0-0	0-0	0 0 0	1	0	0 0 0 0	5						
Team					1 5 6										
Totals		27-53	4-12	13-17	10 25 35	16	71	15 9 3 4	200						

FG % 1st Half: 13-29 44.8% 2nd half: 14-24 58.3% Game: 27-53 50.9%
3FG % 1st Half: 3-9 33.3% 2nd half: 1-3 33.3% Game: 4-12 33.3%
FT % 1st Half: 6-9 66.7% 2nd half: 7-8 87.5% Game: 13-17 76.5%

Deadball
Rebounds
2,3

Officials: R-John Hampton, U1-Sean Casey, U2-Joey Richardson
Technical fouls: South Alabama-None. ULM-None.
Attendance: 963

Score by periods	1st	2nd	Total
South Alabama	33	21	54
ULM	35	36	71

Points	In Paint	Off T/O	2nd Chance	Fast Break	Bench
USA	24	7	8	2	18
ULM	40	4	8	2	9

Last FG - ULM 2nd-01:32, ULM 2nd-01:03.

Score tied - 3 times.

In the First Meeting vs. Troy...

Warhawks Use Big Second Half to Oust Troy, 75-64

TROY, Ala. — Even at 34 at halftime, the ULM men's basketball program used a big second half to pull away and defeat Troy, 75-64 on Thursday evening at Trojan Arena.

Junior Tylor Ongwae led ULM (5-7, 2-2 SBC) with 22 points, including a seven-for-seven performance at the free throw line. He also grabbed a team-high five rebounds.

Senior Jayon James registered 13 points, five assists and four rebounds in 37 minutes, while freshman Nick Coppola played the full 40 minutes and scored 10 points. Senior Amos Olatayo aided the attack with 10 points and four rebounds, and all of his scoring came in the second half.

For Troy (7-10, 2-3 SBC) Jeff Mullahey and Hunter Williams recorded 16 points apiece and Antoine Myers had 13. Kevin Thomas pulled down a game-high 13 rebounds.

After Ongwae scored the first basket of the game, Troy went on an 8-0 run to go up 8-2 with 15:19 remaining in the first half. The Warhawks quickly levelled the score, 12-12, after Coppola hit a deep three-pointer as the shot clock expired with 12:30 left.

Coppola drilled another long-range shot to put ULM up 19-17 at the 7:56 mark. Troy leaped ahead 30-25 with 4:47 left, but five consecutive points by James evened the game at 30-30. The teams entered the half tied, 34-34.

ULM opened up a 46-41 lead in the second half after a lay-up by James and a three-pointer by Olatayo at the 14:11 mark. The Warhawks extended their lead to 53-46 after sophomore Daniel Grieves hit his third three-pointer of the game with 10:26 remaining.

The Trojans cut it to a four-point game when junior Chinedu Amajoyi hit a long-range shot to push ULM's lead back up to 57-50 at the 6:39 mark. The Warhawks kept pushing and got their lead up to double-digits with 1:38 left, and increased their lead to 73-61 after free throws by Olatayo.

The Warhawks converted on 11 of 12 free throws in the final 1:42 to secure the victory.

Official Basketball Box Score -- Game Totals -- Final Statistics ULM vs Troy 01/16/14 7:40 p.m. at Troy, Ala. (Trojan Arena)

ULM 75 • 5-7, 2-2

#	Player	Total		3-Ptr	FT-FTA	Rebounds			PF	TP	A	TO	Blk	Stl	Min
		FG-FGA	FG-FGA			Off	Def	Tot							
01	James, Jayon	f 6-8	0-0	1-2	0 4 4	3	13	5 2 0 1	37						
02	Harvey, DeMondre	f 2-5	0-0	0-0	1 1 2	4	4	2 0 2 0	24						
12	Ongwae, Tylor	f 7-15	1-2	7-7	3 2 5	5	22	0 2 0 0	25						
11	Coppola, Nick	g 3-7	2-2	2-2	1 2 3	1	10	3 2 0 1	40						
13	Amajoyi, Chinedu	g 2-5	1-3	0-0	2 2 4	1	5	2 1 0 0	29						
10	Olatayo, Amos	2-4	2-3	4-6	0 4 4	0	10	2 1 0 0	26						
20	Sims, Evan	1-1	0-0	0-0	1 0 1	1	2	0 0 0 1	8						
33	Grieves, Daniel	3-5	3-4	0-0	0 0 0	3	9	0 0 0 0	11						
Team					0 2 2										
Totals		26-50	9-14	14-17	8 17 25	18	75	14 8 2 3	200						

FG % 1st Half: 14-27 51.9% 2nd half: 12-23 52.2% Game: 26-50 52.0%
3FG % 1st Half: 5-6 83.3% 2nd half: 4-8 50.0% Game: 9-14 64.3%
FT % 1st Half: 1-2 50.0% 2nd half: 13-15 86.7% Game: 14-17 82.4%

Deadball
Rebounds
3

Troy 64 • 7-10, 2-3

#	Player	Total		3-Ptr	FT-FTA	Rebounds			PF	TP	A	TO	Blk	Stl	Min
		FG-FGA	FG-FGA			Off	Def	Tot							
22	Calhoun, Tevin	f 2-7	0-3	4-6	2 0 2	1	8	0 0 0 1	28						
25	Thomas, Kevin	f 2-6	0-0	2-4	4 7 11	2	6	3 4 0 1	30						
01	Myers, Antoine	g 4-6	0-0	5-7	3 0 3	3	13	2 2 0 0	33						
03	Mullahey, Jeff	g 7-10	2-4	0-0	3 3 6	5	16	2 0 0 1	33						
11	Williams, Hunter	g 6-14	3-10	1-2	0 3 3	2	16	0 3 0 1	35						
04	Ford, Kelton	0-0	0-0	0-0	0 0 0	0	0	0 0 0 0	5						
12	Bonny, JC	1-3	1-3	2-3	0 0 0	3	5	0 2 0 0	18						
32	Warren, Josh	0-0	0-0	0-0	0 2 2	0	1	0 1 0 0	9						
33	Hinton, Wes	0-1	0-1	0-0	0 0 0	0	0	0 0 0 0	9						
Team					0 1 1										
Totals		22-47	6-21	14-22	12 16 28	16	64	8 12 1 4	200						

FG % 1st Half: 10-18 55.6% 2nd half: 12-29 41.4% Game: 22-47 46.8%
3FG % 1st Half: 4-10 40.0% 2nd half: 2-11 18.2% Game: 6-21 28.6%
FT % 1st Half: 10-17 58.8% 2nd half: 4-5 80.0% Game: 14-22 63.6%

Deadball
Rebounds
4

Officials: Tim Comer, Bruce Bell, Tim Gattis
Technical fouls: ULM-None. Troy-None.
Attendance: 2038

Score by periods	1st	2nd	Total
ULM	34	41	75
Troy	34	30	64

Points	In Paint	Off T/O	2nd Chance	Fast Break	Bench
ULM	30	7	14	2	21
TROY	30	11	21	2	5

Last FG - ULM 2nd-02:47, TROY 2nd-00:17.
Largest lead - ULM by 12 2nd-01:05, TROY by 6 1st-15:19.

Score tied - 8 times.
Lead changed - 6 times.



Warhawks Men's Basketball

University of Louisiana at Monroe



Opening Round
Thursday, March 13

Quarterfinals
Friday, March 14

Semifinals
Saturday, March 15

Championship
Sunday, March 16



SUN BELT CONFERENCE STANDINGS

School	SBC	Pct.	Overall	Pct.	Streak
1. Georgia State	14-1	.933	21-7	.750	W4
2. WKU	11-4	.733	19-9	.679	W2
3. Arkansas State	9-5	.643	17-9	.654	W3
4. UL-Lafayette	9-6	.600	18-10	.643	L1
5. UALR	8-8	.500	13-15	.464	W1
6. UT Arlington	7-8	.467	12-15	.444	L1
7. ULM	6-9	.400	9-14	.391	W1
T-8. Troy	4-11	.267	9-18	.333	L3
T-8. Texas State	4-11	.267	8-20	.286	L2
10. South Alabama	3-12	.200	9-19	.321	L1





Warhawks Men's Basketball

University of Louisiana at Monroe



Number of times in 2013-14 a ULM student-athlete has led the team in...

Points		Free Throws Made		Blocks	
Taylor Ongwae	14	Taylor Ongwae	14	Jayon James	6
Jayon James	3	Jayon James	5	Taylor Ongwae	6
Amos Olatayo	3	Marvin Williams	2	Marvin Williams	5
Marvin Williams	2	Amos Olatayo	2	DeMondre Harvey	5
Nick Coppola	1	Chinedu Amajoyi	1	Amos Olatayo	4
		Nick Coppola	1	Millaun Brown	1
		Kyle Koszuta	1	Evan Sims	1
		R.J. McCray	1	Chinedu Amajoyi	1
Rebounds		Free Throw Attempts		Steals	
Taylor Ongwae	9	Taylor Ongwae	11	Taylor Ongwae	12
Jayon James	7	Jayon James	7	Jayon James	10
Amos Olatayo	3	Amos Olatayo	3	Nick Coppola	5
Marvin Williams	3	Nick Coppola	2	DeMondre Harvey	4
DeMondre Harvey	3	Chinedu Amajoyi	1	Chinedu Amajoyi	4
Nick Coppola	1	R.J. McCray	1	Marvin Williams	4
		Marvin Williams	1	Amos Olatayo	3
				R.J. McCray	3
Assists		3FG Made		Minutes	
Jayon James	15	Daniel Grieves	9	Kyle Koszuta	3
Nick Coppola	10	Taylor Ongwae	7	Evan Sims	1
Kyle Koszuta	2	Amos Olatayo	7		
R.J. McCray	2	Nick Coppola	4	Nick Coppola	10
Daniel Grieves	1	R.J. McCray	2	Taylor Ongwae	6
Taylor Ongwae	1	Chinedu Amajoyi	2	Jayon James	6
				Amos Olatayo	2
				Daniel Grieves	1
				Kyle Koszuta	1
				R.J. McCray	1
Field Goals Made		3FG Attempts		Note: If multiple student-athletes tie in a category in a single game, they all receive credit for leading the team	
Taylor Ongwae	15	Daniel Grieves	9		
Amos Olatayo	4	Amos Olatayo	7		
Marvin Williams	3	Chinedu Amajoyi	3		
Jayon James	3	Nick Coppola	3		
Nick Coppola	1	Kyle Koszuta	2		
		Taylor Ongwae	2		
Field Goal Attempts					
Taylor Ongwae	17				
Amos Olatayo	4				
Jayon James	2				
Daniel Grieves	1				
Marvin Williams	1				

Double-Doubles

2013-14 Season

Taylor Ongwae (3)

27 pt, 11 reb vs. ULL (1/4/14)
27 pt, 10 reb vs. GSU (1/25/14)
16 pt, 11 reb at ULL (2/1/14)

Jayon James (2)

16 pt, 12 reb vs. ULL (1/4/14)
12 pt, 11 reb vs. UALR (2/15/14)

Marvin Williams (1)

13 pt, 10 reb at NSU (11/21/13)

Career

Jayon James (7)

10 pt, 12 reb vs SLU (12/10/12)
26 pt, 10 reb vs FAU (12/12/12)
11 pt, 12 reb vs SU (12/13/12)
19 pt, 10 reb at NT (1/5/13)
11 pt, 15 ast at FIU (2/2/13)
16 pt, 12 reb vs. ULL (1/4/14)
12 pt, 11 reb vs. UALR (2/15/14)

Individual Career Totals for Returning Student-Athletes

Only includes statistics at ULM

Points

A. Olatayo	549
J. James	491
R.J. McCray	407
M. Hansberry	390
M. Brown	191
K. Koszuta	141

Steals

J. James	66
R.J. McCray	59
M. Hansberry	46
A. Olatayo	46
K. Koszuta	32
M. Brown	27

Field Goals M-A

A. Olatayo	238-517
J. James	188-425
R.J. McCray	146-351
M. Hansberry	142-353
M. Brown	84-150
K. Koszuta	46-130

Free Throws M-A

J. James	111-213
A. Olatayo	99-170
R.J. McCray	80-125
M. Hansberry	80-124
M. Brown	21-55
K. Koszuta	15-24

Rebounds

J. James	305
A. Olatayo	207
M. Brown	177
R.J. McCray	150
M. Hansberry	137
K. Koszuta	33

Three-Pointers M-A

A. Olatayo	44-148
R.J. McCray	35-107
K. Koszuta	34-90
M. Hansberry	26-107
J. James	4-37

Games/Starts

R.J. McCray	96/35
M. Hansberry	71/28
J. James	50/48
K. Koszuta	46/2
M. Brown	42/25
A. Olatayo	37/30

Assists

J. James	239
R.J. McCray	125
M. Hansberry	110
K. Koszuta	55
A. Olatayo	31
M. Brown	15

Minutes

R.J. McCray	1884
J. James	1678
M. Hansberry	1387
A. Olatayo	1101
M. Brown	893
K. Koszuta	602

Blocks

J. James	27
A. Olatayo	17
R.J. McCray	16
M. Brown	10
M. Hansberry	2

Double-Figures and Categorical Highs

Double-Figures	Season 10+ Points	Season 10+ Rebs	Season 10+ Asts
Taylor Ongwae	21 times (20+ 8 times)	3 times	
Jayon James	13 times	3 times	
Amos Olatayo	11 times (20+ 3 times)		
Nick Coppola	7 times		
Marvin Williams	6 times	1 time	
Daniel Grieves	3 times		
Chinedu Amajoyi	3 times		
R.J. McCray	2 times		
DeMondre Harvey	1 time		

Double-Figures	Career 10+ Points	Career 10+ Rebs	Career 10+ Asts
Amos Olatayo	28 times (20+ 12 times)	1 time	
Jayon James	26 times (20+ 1 time)	9 times	2 times
Taylor Ongwae	21 times (20+ 8 times)	3 times	
Marcelis Hansberry	15 times (20+ 1 time)		
R.J. McCray	13 times		
Nick Coppola	7 times		
Marvin Williams	6 times	1 time	
Millaun Brown	5 times (20+ 1 time)	1 time	
Kyle Koszuta	3 times		
Daniel Grieves	3 times		
Chinedu Amajoyi	3 times		
DeMondre Harvey	1 time		

Single-Game Categorical Highs 2013-14

Points	Amos Olatayo - 30, at NSU
Field Goals Made	Amos Olatayo/Taylor Ongwae - 11 (Olatayo at NSU) (Ongwae vs ULL)
3FG Made	Amos Olatayo/Taylor Ongwae/Nick Coppola - 4
Free Throws Made	Chinedu Amajoyi - 10 (vs. Arkansas State)
Rebounds	Jayon James - 12 (vs. UL-Lafayette)
Assists	Jayon James - 9 (at UTA)
Steals	Taylor Ongwae - 5 (vs. UALR)
Blocks	Jayon James/Amos Olatayo - 5 (James vs. UALR) (Olatayo vs. ULL)



Warhawks Men's Basketball

University of Louisiana at Monroe



The Last Time ULM...

Scored 100 or more points
Scored 90 or more points
Scored 80 or more points
Scored fewer than 40 points
Held an opponent to under 50 points
Held an opponent to under 40 points
Won by 30 or more points
Won by 40 or more points
Won by 50 or more points
Won by 60 or more points
Had four double-digit scorers
Had five double-digit scorers
Had no double-digit scorers
Had 20 or more assists
Had fewer than 10 assists
Had 10 or more blocks
Had 10 or more steals
Had 20 or more turnovers
Had fewer than 10 turnovers
Made 30 or more field goals
Made 40 or more field goals
Made 50 or more field goals
Shot over 50 pct from field
Shot over 60 pct from field
Shot less than 20 pct from field
Made 10 or more 3-pointers
Made 15 or more 3-pointers
Shot over 50 pct from 3FG
Shot over 60 pct from 3FG
Shot less than 20 pct from 3FG
Made 20 or more free throws
Made 30 or more free throws
Shot over 80 pct free throws
Shot over 90 pct free throws
Won on a buzzer beater
Lost on a buzzer beater
Won on the last possession
Lost on the last possession
Won in overtime
Won in double overtime
Won in triple overtime
Had two double-doubles in one game
Had two 20+ scorers in one game

105, vs. UL-Lafayette (1/4/2014)
105, vs. UL-Lafayette (1/4/2014)
105, vs. UL-Lafayette (1/4/2014)
36, vs. Texas State (1/11/2014)
49, vs. UALR (2/15/2014)
37, vs. LeTourneau (11/25/1991)
34, vs. Samford (11/18/2013)
54, vs. Union College (1/3/2009)
54, vs. Union College (1/3/2009)
63, vs. LeTourneau (11/25/1991)
vs. Arkansas State (1/30/2014)
vs. South Alabama (2/27/2014)
at No. 3 Ohio State (12/27/2013)
20, at FIU (2/2/2013)
7, vs. Texas State (1/11/2014)
12, vs. UALR (2/15/2014)
12, vs. UALR (2/15/2014)
20, vs. Thomas (12/9/2013)
9, vs. South Alabama (2/27/2014)
33, at UT Arlington (1/9/2014)
41, vs. Texas College (12/22/2003)
51, vs. Georgia Southern (2/8/1979)
.509 (27-53), vs. South Alabama (2/27/2014)
.620 (31-50), at Nicholls State (11/28/2011)
.185 (10-54) at No. 3 Ohio State (12/27/2013)
10, at UT Arlington (1/9/2014)
15, vs. Middle Tennessee (1/24/2008)
.643 (9-14), at Troy (1/16/2014)
.643 (9-14), at Troy (1/16/2014)
.190 (4-21), vs. Georgia State (1/25/2014)
24, vs. UL-Lafayette (1/4/2014)
30, vs. Troy (12/31/2009)
.824 (14-17), at Troy (1/16/2014)
1.000 (5-5), at Texas A&M (12/10/2011)
W, 60-58, vs. SFA (Malcolm Thomas Jumper) (11/25/2008)
L, 76-73, at La. Tech (Kyle Gibson 3FG) (12/2/2009)
W, 65-64, vs. FAU (Trent Mackey 3FG, 8 secs) (12/29/2012)
L, 65-64, vs. SFA (Zac Downing 3FG, 4 secs) (11/23/2010)
W, 103-98 (2OT), vs. UL-Lafayette (1/4/2014)
W, 103-98 (2OT), vs. UL-Lafayette (1/4/2014)
W, 107-106 (3OT), at La. Tech (1/5/1970)
Tylor Ongwae & Jayon James, vs. UL-Lafayette (1/4/2014)
Tylor Ongwae (25) & Amos Olatayo (20), at UT Arlington (1/9/2014)

A ULM Player...

Had a double-double (pts-rbs)
Had a double-double (pts-asts)
Had a triple-double
Had 20 points or more
Had 30 points or more
Had 40 points or more
Had 50 points or more
Made 10 or more field goals
Made 15 or more field goals
Made five or more 3FG
Made 10 or more FT
Had 10 or more rebounds
Had 15 or more rebounds
Had 20 or more rebounds
Had 25 or more rebounds
Had 30 or more rebounds
Had 10 or more assists
Had 15 or more assists
Had five or more steals
Had 10 or more steals
Had five or more blocks
Had 10 or more blocks
Played 40 minutes or more

Jayon James (12 pts and 11 rebs), vs. UALR (2/15/2014)
Jayon James (11 pts and 15 asts), at FIU (2/2/2013)
Wojciech Mydra (11 pts, 10 rebs, 10 blks) vs. SHSU (1/24/2002)
Tylor Ongwae (25), vs. UALR (2/15/2014)
Amos Olatayo (30), at Northwestern State (11/21/2013)
Henry Steele (40), vs. Louisiana College (1/23/1971)
Glynn Saulters (51), vs. Nicholls State (1/1/1968)
Tylor Ongwae (10), vs. Georgia State (1/25/2014)
Mike Smith (15), vs. Houston (12/15/1999)
Trent Mackey (5), vs. North Texas (2/14/2013)
Chinedu Amajoyi (10-12), vs. Arkansas State (1/30/2014)
Jayon James (11), vs. UALR (2/15/2014)
Lance Brasher (17), vs. Middle Tennessee (1/24/2008)
DeAndre Alexander (20), vs. Lamar (3/2/2005)
Calvin Natt (25), vs. Miss. State (12/5/1978)
Calvin Natt (31) vs. Georgia Southern (12/29/1976)
Jayon James (10), vs. Arkansas State (2/16/2013)
Larry Saults (19), vs. Mississippi College (1/7/1970)
Tylor Ongwae (5), vs. UALR (2/15/2014)
Arthur Hayes (10), vs. McNeese State (1983)
Jayon James (5), vs. UALR (2/15/2014)
Wojciech Myrda (13), vs. UTSA (3/2/2002)
Nick Coppola (40), vs. South Alabama (2/27/2014)

MISCELLANEOUS STATS 2013-14

Largest halftime lead

24, vs. Thomas, 46-22

Largest halftime deficit

21, at No. 3 OSU, 41-20

Largest halftime lead surrendered in a loss

None (have held five halftime leads)

Largest halftime deficit overcome in a win

7, at South Alabama, 34-27 (won 64-58)

Largest lead any time

41, vs. Samford, 84-43, 3:01 left 2H

Largest deficit any time

40, at No. 3 OSU, 71-31, 58 secs left 2H

Largest lead surrendered in a loss

8, at UL-Lafayette (2/1/2014)

Largest deficit overcome in a win

18, at Northwestern State (11/21/13)

Most points scored in a half

46, vs. Thomas, first half

Fewest points scored in a half

9, vs. Texas State, second half

Most points allowed in a half

48, vs. LA Tech, first half

Fewest points allowed in a half

13, vs. UALR, first half

Largest Rebounding Advantage

+18, vs. Thomas, 41-23

Largest Rebounding Disadvantage

-15, at WKU, 43-28

Highest Plus Turnover Differential

+7, vs. Arkansas State, 14-7

Highest Minus Turnover Differential

-14, at NSU, 29-15

Most 3FG Made In a Game

10, at UT Arlington (10-23)

Most 3FG Allowed in a Game

13, at UT Arlington (13-29)



Warhawks Men's Basketball

University of Louisiana at Monroe



2013-14 ULM MEN'S BASKETBALL

Overall Stats

ULM Combined Team Statistics (as of Feb 27, 2014)

All games

RECORD:	OVERALL	HOME	AWAY	NEUTRAL
ALL GAMES	9-14	6-5	3-9	0-0
CONFERENCE	6-9	4-4	2-5	0-0
NON-CONFERENCE	3-5	2-1	1-4	0-0

#	Player	gp-gs	min	avg	Total		3-Point		F-Throw		Rebounds						a	to	blk	stl	pts	avg
					fg-fga	fg%	3fg-fga	3fg%	ft-fa	ft%	off	def	tot	avg	pf	dq						
12	Ongwae,Tylor	23-23	738	32.1	133-310	.429	23-83	.277	93-120	.775	42	94	136	5.9	63	3	34	40	16	29	382	16.6
10	Olatayo,Amos	14-11	392	28.0	68-150	.453	20-63	.317	29-51	.569	22	52	74	5.3	23	0	10	32	8	13	185	13.2
01	James,Jayon	23-22	716	31.1	88-178	.494	1-10	.100	60-102	.588	23	117	140	6.1	59	1	102	58	17	27	237	10.3
00	Williams,Marvin	21-18	491	23.4	72-153	.471	1-5	.200	24-43	.558	35	54	89	4.2	59	2	9	32	22	12	169	8.0
11	Coppola,Nick	23-23	749	32.6	49-129	.380	20-50	.400	27-41	.659	9	52	61	2.7	46	1	81	51	0	11	145	6.3
13	Amajoyi,Chinedu	18-11	277	15.4	22-56	.393	14-30	.467	22-31	.710	9	40	49	2.7	15	0	9	13	2	8	80	4.4
33	Grievies,Daniel	21-1	276	13.1	30-84	.357	24-69	.348	5-8	.625	8	22	30	1.4	34	0	8	8	1	5	89	4.2
04	McCray,RJ	19-1	289	15.2	23-64	.359	8-26	.308	15-21	.714	5	17	22	1.2	22	0	21	18	4	11	69	3.6
02	Harvey,DeMondre	23-4	333	14.5	31-57	.544	0-0	.000	10-21	.476	32	46	78	3.4	47	2	14	16	12	10	72	3.1
15	Koszuta,Kyle	19-0	190	10.0	14-46	.304	10-35	.286	2-6	.333	2	6	8	0.4	13	0	7	8	0	9	40	2.1
34	Carswell II,Leon	1-0	5	5.0	0-0	.000	0-0	.000	2-2	1.000	0	2	2	2.0	1	0	0	2	0	0	2	2.0
23	Brown,Millaun	15-0	151	10.1	10-20	.500	0-0	.000	4-13	.308	18	14	32	2.1	23	1	2	10	2	3	24	1.6
20	Sims,Evan	9-1	91	10.1	4-13	.308	0-1	.000	1-4	.250	3	6	9	1.0	17	1	2	6	2	1	9	1.0
35	Ponder,Colten	1-0	2	2.0	0-0	.000	0-0	.000	0-0	.000	0	0	0	0.0	0	0	0	0	0	0	0	0.0
Team											30	33	63				10					
Total.....		23	4700		544-1260	.432	121-372	.325	294-463	.635	238	555	793	34.5	422	11	299	304	86	139	1503	65.3
Opponents.....		23	4700		564-1297	.435	145-448	.324	320-482	.664	250	561	811	35.3	404	-	293	263	93	166	1593	69.3

TEAM STATISTICS	ULM	OPP	Date	Opponent	Score	Att.
SCORING	1503	1593	11/08/13	at Kansas	L 63-80	16300
Points per game	65.3	69.3	11/18/13	SAMFORD	W 86-52	1503
Scoring margin	-3.9	-	11/21/13	at Northwestern State	Wot 84-80	1723
FIELD GOALS-ATT	544-1260	564-1297	12/09/13	THOMAS	W 84-61	1001
Field goal pct	.432	.435	12/14/13	at LSU	L 54-61	7623
3 POINT FG-ATT	121-372	145-448	12/18/13	at Ole Miss	L 62-75	5754
3-point FG pct	.325	.324	12/22/13	LOUISIANA TECH	L 61-83	4107
3-pt FG made per game	5.3	6.3	12/27/13	at Ohio State	L 31-71	18534
FREE THROWS-ATT	294-463	320-482	* 01/04/14	ULL	Wo2 103-98	1482
Free throw pct	.635	.664	* 1/9/2014	at UT Arlington	Lot 79-83	1059
F-Throws made per game	12.8	13.9	* 01/11/14	TEXAS STATE	L 36-61	1106
REBOUNDS	793	811	* 01/16/14	at Troy	W 75-64	2038
Rebounds per game	34.5	35.3	* 01/18/14	at South Alabama	W 64-58	2385
Rebounding margin	-0.8	-	* 01/23/14	WKU	L 51-69	1528
ASSISTS	299	293	* 01/25/14	GEORGIA STATE	L 58-66	1682
Assists per game	13.0	12.7	* 01/30/14	ARKANSAS STATE	W 72-65	1186
TURNOVERS	304	263	* 02-01-14	at ULL	L 50-66	4685
Turnovers per game	13.2	11.4	* 2/6/14	at Texas State	L 57-65	0
Turnover margin	-1.8	-	* 02/13/14	UT ARLINGTON	L 74-85	1161
Assist/turnover ratio	1.0	1.1	* 02/15/14	UALR	W 65-49	1058
STEALS	139	166	* 02/20/14	at Georgia State	L 60-75	1809
Steals per game	6.0	7.2	* 02/22/14	at WKU	L 63-72	5272
BLOCKS	86	93	* 02/27/14	SOUTH ALABAMA	W 71-54	963
Blocks per game	3.7	4.0				
ATTENDANCE	16777	67182				
Home games-Avg/Game	11-1525	12-5598				
Neutral site-Avg/Game	-	0-0				

* - Conference game

Score by Periods	1st	2nd	OT	OT2	Totals
ULM	695	761	29	18	1503
Opponents	765	786	29	13	1593



Warhawks Men's Basketball

University of Louisiana at Monroe



2013-14 ULM MEN'S BASKETBALL ULM Combined Team Statistics (as of Feb 27, 2014) Conference games

Conference Only

RECORD:	OVERALL	HOME	AWAY	NEUTRAL
ALL GAMES	6-9	4-4	2-5	0-0
CONFERENCE	6-9	4-4	2-5	0-0
NON-CONFERENCE	0-0	0-0	0-0	0-0

#	Player	gp-gs	min	avg	Total		3-Point		F-Throw		Rebounds				pf	dq	a	to	blk	stl	pts	avg
					fg-fga	fg%	3fg-fga	3fg%	ft-fa	ft%	off	def	tot	avg								
12	Ongwae, Tylor	15-15	550	36.7	99-233	.425	17-66	.258	67-88	.761	29	73	102	6.8	46	2	23	28	8	20	282	18.8
10	Olatayo, Amos	6-3	175	29.2	24-62	.387	9-34	.265	15-27	.556	8	22	30	5.0	7	0	4	14	6	5	72	12.0
01	James, Jayon	15-14	488	32.5	62-121	.512	1-8	.125	34-65	.523	11	76	87	5.8	39	1	73	40	14	17	159	10.6
11	Coppola, Nick	15-15	536	35.7	39-93	.419	18-40	.450	19-29	.655	6	34	40	2.7	35	1	48	29	0	8	115	7.7
00	Williams, Marvin	13-11	304	23.4	40-88	.455	0-3	.000	16-27	.593	22	33	55	4.2	35	0	5	15	17	8	96	7.4
13	Amajoyi, Chinedu	12-11	246	20.5	19-49	.388	14-28	.500	18-25	.720	6	36	42	3.5	14	0	9	10	2	7	70	5.8
33	Grieves, Daniel	13-1	169	13.0	18-51	.353	15-44	.341	5-7	.714	6	13	19	1.5	20	0	4	2	1	3	56	4.3
04	McCray, RJ	11-0	178	16.2	13-36	.361	6-21	.286	5-9	.556	2	7	9	0.8	17	0	9	10	3	4	37	3.4
02	Harvey, DeMondre	15-4	227	15.1	23-39	.590	0-0	.000	4-10	.400	21	20	41	2.7	33	2	9	8	10	3	50	3.3
23	Brown, Millaun	7-0	66	9.4	6-9	.667	0-0	.000	1-9	.111	10	4	14	2.0	7	0	2	3	1	1	13	1.9
15	Koszuta, Kyle	11-0	83	7.5	6-19	.316	6-16	.375	2-6	.333	1	3	4	0.4	6	0	4	3	0	3	20	1.8
20	Sims, Evan	5-1	53	10.6	4-5	.800	0-0	.000	0-0	.000	1	2	3	0.6	9	1	1	1	1	1	8	1.6
Team											18	23	41					5				
Total.....		15	3075		353-805	.439	86-260	.331	186-302	.616	141	346	487	32.5	268	7	191	168	63	80	978	65.2
Opponents.....		15	3075		363-835	.435	98-294	.333	206-309	.667	167	366	533	35.5	261	-	186	157	48	93	1030	68.7

TEAM STATISTICS	ULM	OPP
SCORING	978	1030
Points per game	65.2	68.7
Scoring margin	-3.5	-
FIELD GOALS-ATT	353-805	363-835
Field goal pct	.439	.435
3 POINT FG-ATT	86-260	98-294
3-point FG pct	.331	.333
3-pt FG made per game	5.7	6.5
FREE THROWS-ATT	186-302	206-309
Free throw pct	.616	.667
F-Throws made per game	12.4	13.7
REBOUNDS	487	533
Rebounds per game	32.5	35.5
Rebounding margin	-3.1	-
ASSISTS	191	186
Assists per game	12.7	12.4
TURNOVERS	168	157
Turnovers per game	11.2	10.5
Turnover margin	-0.7	-
Assist/turnover ratio	1.1	1.2
STEALS	80	93
Steals per game	5.3	6.2
BLOCKS	63	48
Blocks per game	4.2	3.2
ATTENDANCE	10166	17248
Home games-Avg/Game	8-1271	7-2464
Neutral site-Avg/Game	-	0-0

Score by Periods	1st	2nd	OT	OT2	Totals
ULM	435	506	19	18	978
Opponents	482	512	23	13	1030

Date	Opponent	Score	Att.
* 01/04/14	ULL	Wo2 103-98	1482
* 1/9/2014	at UT Arlington	Lot 79-83	1059
* 01/11/14	TEXAS STATE	L 36-61	1106
* 01/16/14	at Troy	W 75-64	2038
* 01/18/14	at South Alabama	W 64-58	2385
* 01/23/14	WKU	L 51-69	1528
* 01/25/14	GEORGIA STATE	L 58-66	1682
* 01/30/14	ARKANSAS STATE	W 72-65	1186
* 02-01-14	at ULL	L 50-66	4685
* 2/6/14	at Texas State	L 57-65	0
* 02/13/14	UT ARLINGTON	L 74-85	1161
* 02/15/14	UALR	W 65-49	1058
* 02/20/14	at Georgia State	L 60-75	1809
* 02/22/14	at WKU	L 63-72	5272
* 02/27/14	SOUTH ALABAMA	W 71-54	963

* - Conference game

Number of ULM Double-Figure Scorers by Game

Five Double-Figure Scorers (2-0)
vs. UL-L
(Ongwae/Olatayo/James/Williams/McCray)
vs. USA
(Ongwae/James/Amajoyi/Williams/Coppola)

at UTA (Ongwae/Olatayo/James)
vs. GSU (Ongwae/James/Grieves)
vs. UALR (Ongwae/James/McCray)
at GSU (Coppola/Ongwae/Amajoyi)

Four Double-Figure Scorers (6-0)
vs. Sam (Olatayo/James/Ongwae/Grieves)
at NSU (Olatayo/James/Williams/Ongwae)
vs. Thom (Ongwae/Harvey/Williams/James)
at Troy (Ongwae/James/Coppola/Olatayo)
at USA (Ongwae/Olatayo/Coppola/Grieves)
vs. ASU (Ongwae/Williams/Coppola/Amajoyi)

Two Double-Figure Scorers (0-5)
at Ole Miss (Olatayo/Ongwae)
vs. WKU (Olatayo/Ongwae)
at Texas State (James/Ongwae)
vs. UTA (Ongwae/James/Coppola)
at WKU (Ongwae/James)

One Double-Figure Scorer (0-2)
vs. Texas State (Ongwae)
at UL-L (Ongwae)

Three Double-Figure Scorers (1-6)
at No. 5 Kansas (Williams/Olatayo/Coppola)
at LSU (Williams/Olatayo/Ongwae)
vs. LA Tech (Ongwae/James/Olatayo)

Zero Double-Figure Scorers (0-1)
at No. 3 Ohio State



0 Marvin Williams

Junior | Center | 6-8 | 245
Memphis, Tenn. | NW Florida State College

	Season-High	Career-High
Pts	19, at KU (11/8/13)	19, at KU (11/8/13)
FG	8, two times	8, two times
3FG	1, vs. SAM (11/18/13)	1, vs. SAM (11/18/13)
FT	4, two times	4, two times
Ast	2, two times	2, two times
Reb	10, at NSU (11/21/13)	10, at NSU (11/21/13)
Blocks	4, vs. UALR (2/15/14)	4, vs. UALR (2/15/14)
Steals	1, 11 times	1, 11 times
Min	33, two times	33, two times

Opponent	Date	GS	Min	FG-FGA/Pct.	3FG-FGA	FT-FTA/PCT	O-D-T	PF-FO	A	TO	Blk	Stl	Pts/Avg	
Kansas	11/8/13	*	24	8-13/.615	0-0	3-5/.600	2-4-6	5-1	0	2	0	0	19/19.0	
Samford	11/18/13	*	21	2-6/.333	1-1	0-0/.000	0-3-3	3-0	1	1	1	0	5/12.0	
NSU	11/21/13	*	33	6-12/.500	0-0	1-4/.250	2-8-10	5-1	1	1	1	0	13/12.3	
Thomas	12/9/13	*	22	4-6/.667	0-0	4-6/.667	1-3-4	2-0	0	2	3	1	12/12.3	
LSU	12/14/13	*	28	7-10/.700	0-0	0-1/.000	3-0-3	3-0	0	5	0	1	14/12.6	
Ole Miss	12/18/13	*	25	1-8/.125	0-0	0-0/.000	2-0-2	3-0	2	3	0	1	2/10.8	
La. Tech	12/22/13	*	24	3-7/.429	0-0	0-0/.000	2-2-4	0-0	0	3	0	1	6/10.1	
OSU	12/27/13	*	10	1-3/.333	0-1	0-0/.000	1-1-2	3-0	0	0	0	0	2/9.1	
ULL	1/4/14	*	29	6-14/.429	0-0	4-5/.800	4-1-5	4-0	1	0	2	1	16/9.9	
UTA	1/9/14	*	31	3-5/.600	0-0	0-0/.000	3-5-8	3-0	2	3	1	1	8/9.5	
TX ST	1/11/14	*	18	0-5/.000	0-0	0-0/.000	2-1-3	2-0	0	1	0	0	0/8.6	
Troy	1/16/14					DNP								
USA	1/18/14					DNP								
WKU	1/23/14		4	1-1/1.000	0-0	0-0/0.000	0-0-0	1-0	0	0	0	0	2/8.1	
GSU	1/25/14	*	33	3-6/50.0	0-0	1-1/1.000	0-5-5	1-0	1	2	3	0	7/8.0	
ASU	1/30/14		23	8-13/.615	0-0	0-0/0.000	3-3-6	3-0	0	0	2	1	16/8.6	
ULL	2/1/14	*	24	3-9/33.3	0-1	2-3/66.7	1-5-6	2-0	0	2	1	1	8/8.5	
TX ST	2/6/14	*	28	2-5/40.0	0-1	2-4/50.0	1-2-3	2-0	0	3	1	1	6/8.4	
UTA	2/13/14	*	23	1-6/16.7	0-1	2-2/1.000	1-0-1	1-0	1	0	2	0	4/8.1	
UALR	2/15/14	*	22	3-5/60.0	0-0	0-2/0.000	3-1-4	4-0	0	1	4	0	6/8.0	
GSU	2/20/14	*	28	3-7/42.9	0-0	3-8/37.5	2-3-5	4-0	0	1	0	1	9/8.1	
WKU	2/22/14	*	21	2-6/33.3	0-0	2-2/1.000	0-4-4	4-0	0	0	1	1	6/8.0	
USA	2/27/14	*	20	5-6/83.3	0-0	0-0/0.000	2-3-5	4-0	0	2	0	1	10/8.0	
Troy														
ASU														
UALR														
Totals			18	491	72-153/.471	1-5/.200	24-43/.558	35-54-89	59-2	9	32	22	15	169/8.0



2 DeMondre Harvey

Sophomore | Forward | 6-7 | 210
Minden, La. | Pearl River CC

	Season-High	Career-High
Pts	11, vs. Thom (12/9/13)	11, vs. Thom (12/9/13)
FG	4, vs. Thom (12/9/13)	4, vs. Thom (12/9/13)
3FG	N/A	N/A
FT	3, vs. Thom (12/9/13)	3, vs. Thom (12/9/13)
Ast	2, three times	2, three times
Reb	8, at Miss (12/18/13)	8, at Miss (12/18/13)
Blocks	2, three times	2, three times
Steals	2, vs. LA Tech (12/22/13)	2, vs. LA Tech (12/22/13)
Min	25, vs. WKU (1/23/14)	25, vs. WKU (1/23/14)

Opponent	Date	GS	Min	FG-FGA/Pct.	3FG-FGA	FT-FTA/PCT	O-D-T	PF-FO	A	TO	Blk	Stl	Pts/Avg
Kansas	11/8/13		9	0-0/0.000	0-0	0-0/0.000	0-2-2	2-0	0	1	0	1	0/0.0
Samford	11/18/13		13	1-2/.500	0-0	0-0/0.000	0-5-5	2-0	1	0	1	1	2/1.0
NSU	11/21/13		9	0-0/0.000	0-0	1-2/.500	1-4-5	2-0	1	1	0	0	1/1.0
Thomas	12/9/13		15	4-5/.800	0-0	3-5/.600	2-4-6	2-0	1	2	1	1	11/3.5
LSU	12/14/13		10	1-1/1.000	0-0	1-2/.500	0-2-2	0-0	0	0	0	1	3/3.4
Ole Miss	12/18/13		14	1-3/.333	0-0	0-0/0.000	3-5-8	3-0	0	1	0	1	2/3.2
La. Tech	12/22/13		17	0-1/0.000	0-0	1-2/.500	1-2-3	1-0	2	0	0	2	1/2.9
OSU	12/27/13		19	1-6/.167	0-0	0-0/0.000	4-2-6	2-0	0	1	0	0	2/2.8
ULL	1/4/14		9	1-2/.500	0-0	0-1/0.000	1-2-3	2-0	0	1	0	0	2/2.7
UTA	1/9/14		11	1-1/1.000	0-0	0-0/0.000	1-0-1	1-0	0	0	0	0	2/2.6
TX ST	1/11/14		18	2-5/.400	0-0	0-0/0.000	1-2-3	1-0	0	0	0	0	4/2.7
Troy	1/16/14	*	24	2-5/.400	0-0	0-0/0.000	1-1-2	4-0	2	0	2	0	4/2.8
USA	1/18/14	*	21	3-3/1.000	0-0	2-2/1.000	4-3-7	5-1	1	1	2	0	8/3.2
WKU	1/23/14	*	25	3-5/.600	0-0	0-4/0.000	1-2-3	1-0	0	1	1	1	6/3.4
GSU	1/25/14		9	0-0/0.000	0-0	0-0/0.000	0-0-0	2-0	0	1	1	0	0/3.2
ASU	1/30/14	*	3	1-1/1.000	0-0	0-0/0.000	0-0-0	2-0	0	0	0	0	2/3.1
ULL	2/1/14		7	0-2/0.000	0-0	0-0/0.000	1-1-2	2-0	2	0	0	0	0/2.9
TX ST	2/6/14		12	0-0/0.000	0-0	0-1/0.000	0-0-0	0-0	1	1	0	0	0/2.8
UTA	2/13/14		19	2-3/.667	0-0	0-0/0.000	3-4-7	5-1	0	0	1	0	4/2.8
UALR	2/15/14		15	2-2/1.000	0-0	0-0/0.000	1-0-1	3-0	0	1	1	0	4/2.9
GSU	2/20/14		23	3-4/.750	0-0	0-0/0.000	3-3-6	2-0	2	0	0	1	6/3.0
WKU	2/22/14		20	2-5/.500	0-0	0-0/0.000	2-1-3	1-0	1	0	2	0	4/3.1
USA	2/27/14		11	1-1/1.000	0-0	2-2/1.000	2-1-3	2-0	0	2	0	1	4/3.1
Troy													
ASU													
UALR													
Totals		4	333	31-57/.544	0-0	10-21/.476	32-46-78	47-2	14	16	12	10	72/3.1



1 Jayon James

Senior | Forward | 6-6 | 225
Paterson, N.J. | Lamar State-Port Arthur

	Season-High	Career-High
Pts	19, vs. USA (2/27/14)	26, vs. FAU (12/29/13)
FG	8, two times	12, vs. FAU (12/29/13)
3FG	1, vs. TXST (1/11/14)	3, at UALR (12/1/12)
FT	9, at NSU (11/21/13)	9, at NSU (11/21/13)
Ast	9, at UTA (1/9/14)	15, at FAU (2/2/13)
Reb	12, vs. ULL (1/4/14)	12, three times
Blocks	5, vs. UALR (2/15/14)	5, vs. UALR (2/15/14)
Steals	3, three times	6, vs. WKU (3/8/13)
Min	40, at TXST (2/6/14)	42, vs. Troy (1/26/13)

Opponent	Date	GS	Min	FG-FGA/Pct.	3FG-FGA	FT-FTA/PCT	O-D-T	PF-FO	A	TO	Blk	Stl	Pts/Avg	
Kansas	11/8/13	*	33	2-8/.250	0-0	1-3/.333	0-4-4	4-0	4	0	0	1	5/5.0	
Samford	11/18/13	*	26	6-8/.750	0-1	2-2/1.000	1-8-9	2-0	4	2	1	2	14/9.5	
NSU	11/21/13	*	37	4-7/.571	0-0	9-11/.818	1-6-7	2-0	6	5	0	2	17/12.0	
Thomas	12/9/13	*	25	4-6/.667	0-0	2-4/.500	1-5-6	2-0	2	5	1	0	10/11.5	
LSU	12/14/13	*	30	0-6/.000	0-0	2-2/1.000	2-5-7	2-0	3	0	1	1	2/9.6	
Ole Miss	12/18/13	*	26	4-11/.364	0-0	1-3/.333	5-6-11	4-0	5	1	0	3	9/9.5	
La. Tech	12/22/13	*	34	4-5/.800	0-0	6-9/.667	2-6-8	3-0	4	4	0	1	14/10.1	
OSU	12/27/13	*	17	2-6/.333	0-1	3-3/1.000	0-1-1	1-0	1	1	0	0	7/9.8	
ULL	1/4/14	*	38	6-7/.857	0-0	4-6/.667	2-10-12	5-1	5	3	0	2	16/10.4	
UTA	1/9/14	*	34	7-10/.700	0-0	0-3/.000	3-5-8	4-0	9	3	0	1	14/10.8	
TX ST	1/11/14	*	26	4-8/.500	1-2	0-6/.000	0-2-2	0-0	1	1	0	2	9/10.6	
Troy	1/16/14	*	37	6-8/.750	0-0	1-2/.500	0-4-4	3-0	5	2	0	1	13/10.8	
USA	1/18/14	*	17	0-2/.000	0-0	0-0/.000	0-4-4	3-0	5	0	0	0	0/10.0	
WKU	1/23/14	*	23	2-6/.333	0-1	5-6/.833	1-0-1	1-0	4	4	0	1	9/9.9	
GSU	1/25/14	*	38	5-8/.625	0-1	1-2/.500	2-5-7	3-0	5	5	2	0	11/10.0	
ASU	1/30/14	*	39	4-11/.364	0-1	1-4/.250	2-5-7	2-0	7	3	3	1	9/9.9	
ULL	2/1/14	*	28	0-5/.000	0-0	0-2/.000	0-4-4	1-0	5	1	2	0	0/9.4	
TX ST	2/6/14	*	40	8-14/.571	0-1	2-3/.667	0-6-6	4-0	5	3	0	3	18/9.8	
UTA	2/13/14	*	37	5-11/.455	0-1	5-8/.625	0-6-6	4-0	6	3	0	2	15/10.1	
UALR	2/15/14	*	37	3-6/.500	0-0	6-8/.750	0-11-11	2-0	8	4	5	3	12/10.2	
GSU	2/20/14	*	27	0-3/.000	0-0	1-2/.500	0-6-6	1-0	2	4	0	0	1/9.8	
WKU	2/22/14	*	30	4-10/.400	0-1	5-9/.556	0-7-7	4-0	3	2	0	0	13/9.9	
USA	2/27/14	*	37	8-12/.667	0-0	3-4/.750	1-1-2	2-0	3	2	2	1	19/10.3	
Troy														
ASU														
UALR														
Totals			22	716	88-178/.494	1-10	60-102/.588	23-117-129	59-1	102	56	17	25	237/10.3



3 Marcelis Hansberry

Senior | Guard | 6-0 | 185
Jackson, Miss. | Provine HS

	Season-High	Career-High
Pts	N/A	22, at UALR (2/4/12)
FG	N/A	7, at USA (1/17/13)
3FG	N/A	3, at UALR (2/4/12)
FT	N/A	5, at NT (2/16/12)
Ast	N/A	9, at USA (2/11/12)
Reb	N/A	9, at NT (2/16/12)
Blocks	N/A	1, two times
Steals	N/A	4, at UALR (1/17/13)
Min	N/A	37, at FAU (1/31/13)

Opponent	Date	GS	Min	FG-FGA/Pct.	3FG-FGA	FT-FTA/PCT	O-D-T	PF-FO	A	TO	Blk	Stl	Pts/Avg
Kansas	11/8/13					DNP							
Samford	11/18/13					DNP							
NSU	11/21/13					DNP							
Thomas	12/9/13					DNP							
LSU	12/14/13					DNP							
Ole Miss	12/18/13					DNP							
La. Tech	12/22/13					DNP							
OSU	12/27/13					DNP							
ULL	1/4/14					DNP							
UTA	1/9/14					DNP							
TX ST	1/11/14					DNP							
Troy	1/16/14					DNP							
USA	1/18/14					DNP							
WKU	1/23/14					DNP							
GSU	1/25/14					DNP							
ASU	1/30/14					DNP							
ULL	2/1/14					DNP							
TX ST	2/6/14					DNP							
UTA	2/13/14					DNP							
UALR	2/15/14					DNP							
GSU	2/20/14					DNP							
WKU	2/22/14					DNP							
USA	2/27/14					DNP							
Troy													
ASU													
UALR													
Totals						ACL Injury							



4 R.J. McCray

Senior | Guard | 6-2 | 190

Arlington, Texas | Grace Prep Academy

	Season-High	Career-High
Pts	12, vs. UALR (2/15/14)	17, at SLU (12/10/12)
FG	5, vs. UALR (2/15/14)	5, two times
3FG	2, two times	3, vs. Troy (1/26/13)
FT	5, vs. ULL (1/4/14)	6, vs. Southern (12/13/12)
Ast	5, at LSU (12/14/13)	7, vs. UALR (2/7/13)
Reb	5, at LSU (12/14/13)	5, at LSU (12/14/13)
Blocks	1, four times	2, at Tennessee (11/16/11)
Steals	2, three times	4, vs. WKU (12/29/11)
Min	24, at UTA (1/9/14)	42, at SLU (12/10/12)

Opponent	Date	GS	Min	FG-FGA/Pct.	3FG-FGA	FT-FTA/PCT	O-D-T	PF-FO	A	TO	Blk	Stl	Pts/Avg
Kansas	11/8/13	9	1-2/500	0-0	3-4/.750	0-0-0	1-0	0	0	0	0	0	5/5.0
Samford	11/18/13	14	1-4/250	0-2	3-3/1.000	0-1-1	0-0	2	0	0	2	5/5.0	
NSU	11/21/13	11	1-3/333	0-1	1-2/500	0-0-0	0-0	0	1	0	0	3/4.3	
Thomas	12/9/13	18	2-3/.667	0-0	0-0/0.000	0-1-1	0-0	4	2	0	1	4/4/3	
LSU	12/14/13	11	0-1/0.000	0-0	2-2/1.000	2-3-5	2-0	5	1	0	2	2/3.8	
Ole Miss	12/18/13	9	1-3/333	0-0	1-1/1.000	0-1-1	1-0	1	1	1	0	3/3.7	
La. Tech	12/22/13	*	18	3-7/.429	1-1	0-0/0.000	0-2-2	1-0	0	2	0	1	7/4.1
OSU	12/27/13	21	1-5/.200	1-1	0-0/0.000	1-2-3	0-0	0	1	0	1	3/4.0	
ULL	1/4/14	23	3-8/375	0-2	5-8/.625	0-0-0	0-0	1	0	0	1	11/4.8	
UTA	1/9/14	24	1-5/.200	1-2	0-0/0.000	2-2-4	4-0	3	1	1	2	3/4.6	
TX ST	1/11/14	13	0-2/0.000	0-2	0-0/0.000	0-0-0	3-0	0	1	0	0	0/4.2	
Troy	1/16/14				DNP								
USA	1/18/14				DNP								
WKU	1/23/14				DNP								
GSU	1/25/14				DNP								
ASU	1/30/14	12	0-0/0.000	0-0	0-0/0.000	0-0-0	3-0	0	0	0	0	0/3.8	
ULL	2/1/14	11	1-3/333	0-1	0-0/0.000	0-1-1	0-0	1	0	0	0	2/3.7	
TX ST	2/6/14	17	0-1/0.000	0-1	0-0/0.000	0-1-1	2-0	1	1	0	0	0/3.4	
UTA	2/13/14	17	2-5/400	2-4	0-0/0.000	0-0-0	3-0	0	2	0	0	6/3.6	
UALR	2/15/14	22	5-6/.833	2-3	0-1/0.000	0-2-2	0-0	1	2	1	1	12/4.1	
GSU	2/20/14	13	0-3/0.000	0-3	0-0/0.000	0-0-0	0-0	1	3	0	0	0/3.9	
WKU	2/22/14	20	0-1/0.000	0-1	0-0/0.000	0-1-1	2-0	1	0	0	0	0/3.7	
USA	2/27/14	6	1-2/500	1-2	0-0/0.000	0-0-0	0-0	0	0	1	0	3/3.6	
Troy													
ASU													
UALR													
Totals		1	289	23-64/359	8-26/308	15-21/714	5-17-22	22-0	21	18	4	11	69/3.6



11 Nick Coppola

Freshman | Guard | 5-11 | 195

Richmond, Va. | Benedictine Prep

	Season-High	Career-High
Pts	16, at GSU (2/20/14)	16, at GSU (2/20/14)
FG	5, at GSU (2/20/14)	5, at GSU (2/20/14)
3FG	4, at GSU (2/20/14)	4, at GSU (2/20/14)
FT	5, at KU (11/8/13)	5, at KU (11/8/13)
Ast	8, at NSU (11/21/13)	8, at NSU (11/21/13)
Reb	6, vs. WKU (1/23/14)	6, vs. WKU (1/23/14)
Blocks	N/A	N/A
Steals	2, two times	2, two times
Min	40, eight times	40, eight times

Opponent	Date	GS	Min	FG-FGA/Pct.	3FG-FGA	FT-FTA/PCT	O-D-T	PF-FO	A	TO	Blk	Stl	Pts/Avg
Kansas	11/8/13	*	31	2-5/400	1-3	5-7/714	0-3-3	0-0	2	2	0	0	10/10.0
Samford	11/18/13	*	26	2-5/400	0-1	1-3/333	0-3-3	2-0	6	0	0	0	5/7.5
NSU	11/21/13	*	34	1-5/200	0-1	0-0/000	0-2-2	3-0	8	7	0	2	2/5.7
Thomas	12/9/13	*	22	2-3/667	1-1	2-2/1000	0-3-3	0-0	3	5	0	0	7/6.0
LSU	12/14/13	*	29	0-3/000	0-1	0-0/000	0-2-2	2-0	4	2	0	0	0/4.8
Ole Miss	12/18/13	*	31	3-6/500	0-1	0-0/000	2-3-5	3-0	5	3	0	0	6/5.0
La. Tech	12/22/13	*	28	0-7/000	0-1	0-0/000	1-1-2	0-0	4	2	0	0	0/4.3
OSU	12/27/13	*	12	0-2/000	0-1	0-0/000	0-1-1	1-0	1	1	0	0	0/4.0
ULL	1/4/14	*	29	0-2/000	0-0	4-7/571	1-3-4	4-0	2	1	0	0	0/3.8
UTA	1/9/14	*	26	2-3/667	0-1	0-0/000	0-1-1	3-0	4	3	0	1	4/3.8
TX ST	1/11/14	*	27	1-4/250	1-1	0-2/000	1-2-3	0-0	2	1	0	2	3/3.7
Troy	1/16/14	*	40	3-7/429	2-2	2-2/1000	1-2-3	1-0	3	2	0	1	10/4.3
USA	1/18/14	*	40	3-7/429	1-2	3-5/600	0-3-3	3-0	3	1	0	0	10/4.7
WKU	1/23/14	*	40	0-2/000	0-1	4-6/667	0-6-6	1-0	5	1	0	1	4/4.6
GSU	1/25/14	*	40	1-6/167	1-3	0-0/000	0-3-3	4-0	2	3	0	0	3/4.5
ASU	1/30/14	*	40	4-7/571	2-3	2-2/1000	2-2-4	1-0	7	2	0	1	12/5.0
ULL	2/1/14	*	37	3-8/375	1-2	0-0/000	1-0-1	3-0	1	3	0	1	7/5.1
TX ST	2/6/14	*	40	4-7/571	1-3	0-0/000	0-0-0	5-1	2	2	0	1	9/5.3
UTA	2/13/14	*	40	4-8/500	3-7	0-0/000	0-2-2	2-0	3	4	0	1	11/5.6
UALR	2/15/14	*	24	1-4/250	0-2	0-0/000	0-3-3	3-0	1	1	0	0	2/5.5
GSU	2/20/14	*	34	5-11/455	4-7	2-2/1000	0-5-5	2-0	5	2	0	0	16/6.0
WKU	2/22/14	*	39	4-8/500	1-3	0-0/000	1-4-5	3-0	2	3	0	0	9/6.1
USA	2/27/14	*	40	4-9/444	1-3	2-3/667	0-1-1	0-0	6	0	0	0	11/6.3
Troy													
ASU													
UALR													
Totals		23	749	49-129/380	20-50/400	27-41/659	9-52-61	46-1	81	51	0	11	145/6.3



10 Amos Olatayo

Senior | Guard | 6-4 | 200

Houston, Texas | Navarro College

	Season-High	Career-High
Pts	30, at NSU (11/21/13)	30, (previous) at FIU (2/2/13)
FG	11, at NSU (11/21/13)	12, at FIU (2/2/13)
3FG	4, at UTA (1/9/14)	4, at UTA (1/9/14)
FT	6, at NSU (11/21/13)	9, vs ULL (3/2/13)
Ast	3, vs. THOM (12/9/13)	4, vs. ULL (3/2/13)
Reb	9, at NSU (11/21/13)	11, at ASU (1/19/13)
Blocks	5, vs. ULL (1/4/14)	5, vs. ULL (1/4/14)
Steals	2, three times	4, vs. ULL (3/2/13)
Min	45, vs. ULL (1/4/14)	45, vs. ULL (1/4/14)

Opponent	Date	GS	Min	FG-FGA/Pct.	3FG-FGA	FT-FTA/PCT	O-D-T	PF-FO	A	TO	Blk	Stl	Pts/Avg
Kansas	11/8/13	*	33	5-10/.500	0-2	1-2/.500	1-2-3	3-0	2	4	0	1	11/11.0
Samford	11/18/13	*	25	10-13/.769	2-4	0-0/.000	2-2-4	1-0	0	2	1	1	22/16.5
NSU	11/21/13	*	37	11-13/.846	2-2	6-10/.600	2-7-9	4-0	0	6	0	2	30/21.0
Thomas	12/9/13	*	29	2-6/.333	1-4	2-2/1.000	1-4-5	1-0	3	1	0	0	7/17.5
LSU	12/14/13	*	28	4-13/.308	0-4	3-4/.750	1-7-8	2-0	0	1	1	1	11/16.2
Ole Miss	12/18/13	*	26	7-16/.438	2-5	1-4/.250	4-2-6	0-0	1	2	0	1	17/16.3
La. Tech	12/22/13	*	28	4-13/.308	3-6	0-0/.000	3-4-7	4-0	0	2	0	2	11/15.6
OSU	12/27/13	*	17	1-4/.250	1-2	1-2/.500	0-2-2	1-0	0	0	0	0	4/14.1
ULL	1/4/14	*	45	6-18/.333	2-9	2-4/.500	3-3-6	1-0	2	4	5	1	16/14.3
UTA	1/9/14	*	34	7-14/.500	4-9	2-2/1.000	1-7-8	1-0	0	2	0	1	20/14.9
TX ST	1/11/14	*	25	1-10/.100	0-6	2-3/.667	2-3-5	1-0	0	4	0	0	4/13.9
Troy	1/16/14		26	2-4/.500	2-3	4-6/.667	0-4-4	0-0	2	1	0	0	10/13.6
USA	1/18/14		23	4-7/.571	0-3	4-9/.444	0-4-4	2-0	0	2	0	2	12/13.5
WKU	1/23/14		22	4-9/.444	1-4	1-3/.333	2-1-3	2-0	0	1	1	1	10/13.2
GSU	1/25/14					DNP							
ASU	1/30/14					DNP							
ULL	2/1/14					DNP							
TX ST	2/6/14					DNP							
UTA	2/13/14					DNP							
UALR	2/15/14					DNP							
GSU	2/20/14					DNP							
WKU	2/22/14					DNP							
USA	2/27/14					DNP							
Troy													
ASU													
UALR													
Totals		11	392	68-150/.453	20-63/.317	29-51/.569	22-53-74	23-0	10	32	8	13	185/13.2



12 Tylor Ongwae

Junior | Forward | 6-7 | 205

Eldoret, Kenya | Ranger College

	Season-High	Career-High
Pts	27, two times	27, two times
FG	11, vs. ULL (1/4/14)	11, vs. ULL (1/4/14)
3FG	4, at UTA (1/9/14)	4, at UTA (1/9/14)
FT	9, two times	9, two times
Ast	4, vs. Thom (12/9/13)	4, vs. Thom (12/9/13)
Reb	11, two times	11, two times
Blocks	3, vs. ULL (1/4/14)	3, vs. ULL (1/4/14)
Steals	5, vs. UALR (2/15/14)	5, vs. UALR (2/15/14)
Min	46, vs. ULL (1/4/14)	46, vs. ULL (1/4/14)

Opponent	Date	GS	Min	FG-FGA/Pct.	3FG-FGA	FT-FTA/PCT	O-D-T	PF-FO	A	TO	Blk	Stl	Pts/Avg
Kansas	11/8/13	*	15	1-4/.250	0-2	2-2/1.000	1-1-2	5-1	3	1	0	1	4/4.0
Samford	11/18/13	*	25	5-11/.455	0-1	4-5/.800	3-2-5	0-0	3	1	1	2	14/9.0
NSU	11/21/13	*	29	3-6/.500	1-1	4-6/.667	0-5-5	4-0	1	5	2	0	11/9.7
Thomas	12/9/13	*	28	6-11/.545	1-3	9-10/.900	3-4-7	0-0	4	0	1	4	22/12.8
LSU	12/14/13	*	26	4-10/.400	0-0	4-4/1.000	1-2-3	2-0	0	1	0	2	12/12.6
Ole Miss	12/18/13	*	21	4-9/.444	2-4	2-2/1.000	0-2-2	2-0	0	2	2	0	12/12.5
La. Tech	12/22/13	*	35	9-19/.474	1-4	1-3/.333	2-3-5	3-0	0	2	2	0	20/13.6
OSU	12/27/13	*	13	2-7/.286	1-2	0-0/0.000	3-2-5	1-0	0	0	0	0	5/12.5
ULL	1/4/14	*	46	11-21/.524	1-7	4-4/1.000	4-7-11	4-0	2	3	3	1	27/14.1
UTA	1/9/14	*	39	10-22/.455	4-8	1-3/.333	0-5-5	2-0	1	1	2	1	25/15.2
TX ST	1/11/14	*	29	5-11/.455	2-5	0-0/0.000	1-2-3	1-0	1	1	0	0	12/14.9
Troy	1/16/14	*	25	7-15/.467	1-2	7-7/1.000	3-2-5	5-1	0	2	0	0	22/15.5
USA	1/18/14	*	40	6-20/.300	1-3	6-7/.857	1-3-4	0-0	2	2	0	3	19/15.8
WKU	1/23/14	*	38	4-12/.333	0-3	3-4/.750	2-4-6	4-0	1	1	0	0	11/15.4
GSU	1/25/14	*	38	10-16/.625	1-7	6-7/.857	2-8-10	4-0	3	3	0	1	27/16.2
ASU	1/30/14	*	40	6-16/.375	0-2	5-7/.714	2-7-9	4-0	1	0	1	2	17/16.3
ULL	2/1/14	*	36	6-16/.375	0-2	4-4/1.000	4-7-11	1-0	1	2	0	1	16/16.2
TX ST	2/6/14	*	39	6-14/.429	0-3	2-6/.333	2-5-7	3-0	3	2	1	2	14/16.1
UTA	2/13/14	*	37	7-15/.467	1-6	9-11/.818	1-4-5	4-0	2	0	2	0	24/16.5
UALR	2/15/14	*	35	8-17/.471	2-5	7-11/.636	0-5-5	4-0	2	4	1	5	25/17.0
GSU	2/20/14	*	32	5-14/.357	1-4	3-4/.750	3-4-7	1-0	1	1	0	1	14/16.8
WKU	2/22/14	*	37	5-10/.500	3-6	6-7/.857	1-4-5	5-1	2	2	0	1	19/16.9
USA	2/27/14	*	39	3-13/.231	0-2	4-6/.667	3-6-9	4-0	3	2	0	0	10/16.6
Troy													
ASU													
UALR													
Totals		23	638	133-310/.429	23-83/.277	93-120/.775	42-94-.336	63-3	34	40	16	29	382/16.6



13 Chinedu Amajoyi

Junior | Guard | 6-3 | 195
Rancho Cucamonga, Calif. | Kilgore College

	Season-High	Career-High
Pts	12, vs. USA (2/27/14)	12, vs. USA (2/27/14)
FG	4, vs. USA (2/27/14)	4, vs. USA (2/27/14)
3FG	3, two times	3, two times
FT	10, vs. ASU (1/30/14)	10, vs. ASU (1/30/14)
Ast	2, three times	2, three times
Reb	8, vs. USA (2/27/14)	8, vs. USA (2/27/14)
Blocks	1, two times	1, two times
Steals	2, two times	2, two times
Min	34, vs. USA (2/27/14)	34, vs. USA (2/27/14)

Opponent	Date	GS	Min	FG-FGA/Pct.	3FG-FGA	FT-FTA/PCT	O-D-T	PF-FO	A	TO	Blk	Stl	Pts/Avg
Kansas	11/8/13	3	0-0/0.000	0-0	0-0/0.000	0-0-0	1-0	0	0	0	0	0	0/0.0
Samford	11/18/13	6	2-3/667	0-1	2-4/500	2-0-2	0-0	0	0	0	0	0	6/3.0
NSU	11/21/13	3	1-2/500	0-1	0-0/0.000	0-0-0	0-0	0	0	0	0	0	2/2.7
Thomas	12/9/13	4	0-0/0.000	0-0	0-0/0.000	0-0-0	0-0	0	0	0	0	0	0/2.0
LSU	12/14/13				DNP								
Ole Miss	12/18/13	1	0-0/0.000	0-0	0-0/0.000	0-0-0	0-0	0	1	0	0	0	0/1.6
La. Tech	12/22/13				DNP								
OSU	12/27/13	14	0-2/0.000	0-0	2-2/1.000	1-4-5	0-0	0	2	0	1	1	2/1.7
ULL	1/4/14				DNP								
UTA	1/9/14				DNP								
TX ST	1/11/14	2	0-0/0.000	0-0	0-0/0.000	0-0-0	0-0	0	0	0	0	0	0/1.4
Troy	1/16/14	*	29	2-5/400	1-3	0-0/0.000	2-2-4	1-0	2	1	0	0	5/1.9
USA	1/18/14	*	15	1-2/500	1-1	0-0/0.000	0-1-1	0-0	0	0	0	0	3/2.0
WKU	1/23/14	*	16	0-0/0.000	0-0	1-2/500	1-2-3	0-0	0	2	0	2	1/1.9
GSU	1/25/14				DNP								
ASU	1/30/14	*	29	0-1/0.000	0-0	10-12/833	0-5-5	2-0	0	0	0	1	10/2.6
ULL	2/1/14	*	13	1-2/500	1-1	0-0/0.000	0-2-2	0-0	1	1	1	0	3/2.7
TX ST	2/6/14	*	18	3-4/750	3-4	0-0/0.000	0-2-2	1-0	0	0	1	0	9/3.2
UTA	2/13/14	*	21	2-7/286	1-3	2-2/1.000	0-3-3	0-0	1	0	0	0	7/3.4
UALR	2/15/14	*	28	1-8/125	1-5	0-0/0.000	2-5-7	4-0	2	2	0	2	3/3.4
GSU	2/20/14	*	19	3-7/429	3-4	2-3/667	1-4-5	2-0	0	1	0	0	11/3.9
WKU	2/22/14	*	22	2-4/500	1-2	1-4/250	0-2-2	2-0	1	3	0	1	6/4.0
USA	2/27/14	*	34	4-9/444	2-5	2-2/1.000	0-8-8	2-0	2	0	0	1	12/4.4
Troy													
ASU													
UALR													
Totals		11	277	22-56/393	14-30/467	22-31/710	9-40-49	15-0	9	13	2	8	80/4.4



20 Evan Sims

Junior | Forward | 6-8 | 235
Houston, Texas | Lamar State-Port Arthur

	Season-High	Career-High
Pts	2, four times	2, four times
FG	1, four times	1, four times
3FG	N/A	N/A
FT	1, at KU (11/8/13)	1, at KU (11/8/13)
Ast	1, two times	1, two times
Reb	3, at KU (11/8/13)	3, at KU (11/8/13)
Blocks	1, two times	1, two times
Steals	1, at Troy (1/16/14)	1, at Troy (1/16/14)
Min	18, at USA (1/18/14)	18, at USA (1/18/14)

Opponent	Date	GS	Min	FG-FGA/Pct.	3FG-FGA	FT-FTA/PCT	O-D-T	PF-FO	A	TO	Blk	Stl	Pts/Avg
Kansas	11/8/13	12	0-2/0.000	0-0	1-4/250	0-3-3	4-0	1	1	0	0	0	1/1.0
Samford	11/18/13	7	0-1/0.000	0-0	0-0/0.000	0-1-1	1-0	0	1	0	0	0	0/0.5
NSU	11/21/13				DNP								
Thomas	12/9/13	4	0-1/0.000	0-0	0-0/0.000	0-0-0	1-0	0	1	0	0	0	0/0.3
LSU	12/14/13				DNP								
Ole Miss	12/18/13				DNP								
La. Tech	12/22/13				DNP								
OSU	12/27/13	15	0-4/0.000	0-1	0-0/0.000	2-0-2	2-0	0	2	1	0	0	0/0.3
ULL	1/4/14				DNP								
UTA	1/9/14				DNP								
TX ST	1/11/14				DNP								
Troy	1/16/14	8	1-1/1.000	0-0	0-0/0.000	1-0-1	1-0	0	0	0	0	1	2/0.6
USA	1/18/14	18	1-1/1.000	0-0	0-0/0.000	0-2-2	5-1	1	0	1	0	0	2/0.8
WKU	1/23/14	*	12	1-2/500	0-0	0-0/0.000	0-0-0	0-0	0	0	0	0	2/1.0
GSU	1/25/14				DNP								
ASU	1/30/14	4	0-0/0.000	0-0	0-0/0.000	0-0-0	0-0	0	1	0	0	0	0/0.9
ULL	2/1/14	11	1-1/1.000	0-0	0-0/0.000	0-0-0	1-0	0	0	0	0	0	2/1.0
TX ST	2/6/14				DNP								
UTA	2/13/14				DNP								
UALR	2/15/14				DNP								
GSU	2/20/14				DNP								
WKU	2/22/14				DNP								
USA	2/27/14				DNP								
Troy													
ASU													
UALR													
Totals		1	91	4-13/308	0-1	1-4/250	3-6-9	15-1	2	6	2	1	9/1.0



15 Kyle Koszuta

Sophomore | Guard | 6-2 | 190
Niceville, Fla. | Niceville HS

	Season-High	Career-High
Pts	9, at ULL (2/1/14)	15, vs. WKU (3/8/13)
FG	3, two times	5, vs. WKU (3/8/13)
3FG	3, at ULL (2/1/14)	4, vs. WKU (3/8/13)
FT	2, vs. TXST (1/11/14)	4, vs. ASU (2/16/13)
Ast	2, vs. TXST (1/11/14)	6, vs. FAU (12/29/12)
Reb	2, at Miss (12/18/13)	3, vs. WKU (3/8/13)
Blocks	N/A	N/A
Steals	2, two times	4, vs. FAU (12/29/12)
Min	21, two times	36, vs. WKU (3/8/13)

Opponent	Date	GS	Min	FG-FGA/Pct.	3FG-FGA	FT-FTA/PCT	O-D-T	PF-FO	A	TO	Blk	Stl	Pts/Avg
Kansas	11/8/13	21	0-2/0.000	0-1	0-0/0.000	0-0-0	2-0	1	1	0	0	0	0/0.0
Samford	11/18/13	13	0-4/0.000	0-3	0-0/0.000	0-0-0	1-0	1	1	0	1	0	0/0.0
NSU	11/21/13	15	1-2/500	1-2	0-0/0.000	0-1-1	1-0	0	0	0	0	1	3/1.0
Thomas	12/9/13	7	3-3/1.000	1-1	0-0/0.000	0-0-0	0-0	0	1	0	0	0	7/2.5
LSU	12/14/13	12	1-5/200	0-3	0-0/0.000	0-0-0	0-0	0	2	0	2	2	2/2.4
Ole Miss	12/18/13	13	2-6/333	2-4	0-0/0.000	0-2-2	1-0	0	0	0	0	0	6/3.0
La. Tech	12/22/13	5	1-1/1.000	0-0	0-0/0.000	0-0-0	1-0	0	0	0	0	2	2/2.9
OSU	12/27/13	21	0-4/0.000	0-4	0-0/0.000	1-0-1	1-0	1	0	0	0	0	0/2.5
ULL	1/4/14	13	2-3/667	2-2	0-2/0.000	0-1-1	1-0	1	0	0	0	1	6/2.9
UTA	1/9/14	12	1-3/333	1-3	0-0/0.000	0-1-1	1-0	0	1	0	0	0	3/2.9
TX ST	1/11/14	15	0-3/0.000	0-2	2-3/667	0-0-0	1-0	2	0	0	0	1	2/2.8
Troy	1/16/14				DNP								
USA	1/18/14	2	0-0/0.000	0-0	0-0/0.000	0-0-0	0-0	0	0	0	0	0	0/2.6
WKU	1/23/14	4	0-1/0.000	0-1	0-1/0.000	0-0-0	0-0	0	0	0	0	0	0/2.4
GSU	1/25/14	7	0-1/0.000	0-1	0-0/0.000	1-1-2	0-0	0	1	0	0	0	0/2.2
ASU	1/30/14				DNP								
ULL	2/1/14	19	3-7/429	3-6	0-0/0.000	0-0-0	2-0	1	0	0	0	1	9/2.7
TX ST	2/6/14	2	0-0/0.000	0-0	0-0/0.000	0-0-0	0-0	0	1	0	0	0	2/2.5
UTA	2/13/14				DNP								
UALR	2/15/14	2	0-1/0.000	0-1	0-0/0.000	0-0-0	0-0	0	0	0	0	0	0/2.4
GSU	2/20/14	6	0-1/0.000	0-1	0-0/0.000	0-0-0	0-0	0	0	0	0	0	0/2.2
WKU	2/22/14	1	0-0/0.000	0-0	0-0/0.000	0-0-0	1-0	0	0	0	0	0	0/2.1
USA	2/27/14				DNP								
Troy													
ASU													
UALR													
Totals		190	14-46/304	10-35/286	2-6/333	2-6-8	13-0	7	8	0	7	42/2.1	



22 Lance Richard


Freshman | Guard | 5-10 | 170
Monroe, La. | Sterlington HS

	Season-High	Career-High
Pts	N/A	N/A
FG	N/A	N/A
3FG	N/A	N/A
FT	N/A	N/A
Asst	N/A	N/A
Reb	N/A	N/A
Blocks	N/A	N/A
Steals	N/A	N/A
Min	N/A	N/A

Opponent	Date	GS	Min	FG-FGA/Pct.	3FG-FGA	FT-FTA/PCT	O-D-T	PF-FO	A	TO	Blk	Stl	Pts/Avg
Kansas	11/8/13					DNP							
Samford	11/18/13					DNP							
NSU	11/21/13					DNP							
Thomas	12/9/13					DNP							
LSU	12/14/13					DNP							
Ole Miss	12/18/13					DNP							
La. Tech	12/22/13					DNP							
OSU	12/27/13					DNP							
ULL	1/4/14					DNP							
UTA	1/9/14					DNP							
TX ST	1/11/14					DNP							
Troy	1/16/14					DNP							
USA	1/18/14					DNP							
WKU	1/23/14					DNP							
GSU	1/25/14					DNP							
ASU	1/30/14					DNP							
ULL	2/1/14					DNP							
TX ST	2/6/14					DNP							
UTA	2/13/14					DNP							
UALR	2/15/14					DNP							
GSU	2/20/14					DNP							
WKU	2/22/14					DNP							
USA	2/27/14					DNP							
Troy													
ASU													
UALR													
Totals						Redshirting							



	Season-High	Career-High
Pts	5, vs. ULL (1/4/14)	21, vs. NT (2/14/13)
FG	2, vs. ULL (1/4/14)	9, vs. NT (2/14/13)
3FG	N/A	N/A
FT	2, at KU (11/8/13)	3, at NT (2/14/13)
Ast	1, two times	4, vs. WKU (3/8/13)
Reb	8, vs. ULL (1/4/14)	12, vs. WKU (2/21/13)
Blocks	1, two times	2, at FIU (2/2/13)
Steals	1, three times	3, vs. LTU (11/24/12)
Min	18, two times	36, at ASU (1/19/13)



34 Leon Carswell II
Junior | Forward | 6-3 | 225
Bossier City, La. | Hannibal-LaGrange Univ.



	Season-High	Career-High
Pts	2, at OSU (12/27/13)	2, at OSU (12/27/13)
FG	N/A	N/A
3FG	N/A	N/A
FT	2, at OSU (12/27/13)	2, at OSU (12/27/13)
Ast	N/A	N/A
Reb	2, at OSU (12/27/13)	2, at OSU (12/27/13)
Blocks	N/A	N/A
Steals	N/A	N/A
Min	5, at OSU (12/27/13)	5, at OSU (12/27/13)



	Season-High	Career-High
Pts	13, vs. SAM (11/18/13)	13, vs. SAM (11/18/13)
FG	5, vs. SAM (11/18/13)	5, vs. SAM (11/18/13)
3FG	3, two times	3, two times
FT	2, at USA (1/18/14)	2, at USA (1/18/14)
Ast	1, seven times	1, seven times
Reb	4, at USA (1/18/14)	4, at USA (1/18/14)
Blocks	N/A	N/A
Steals	1, five times	1, five times
Min	35, vs. GSU (1/25/14)	35, vs. GSU (1/25/14)



35 Colten Ponder
 Sophomore | Forward | 6-5 | 215
 Shreveport, La. | Calvary Baptist Academy



	Season-High	Career-High
Pts	N/A	N/A
FG	N/A	N/A
3FG	N/A	N/A
FT	N/A	N/A
Asst	N/A	N/A
Reb	N/A	1, vs. LTU (11/24/12)
Blocks	N/A	N/A
Steals	N/A	N/A
Min	2, at OSU (12/27/13)	2, at OSU (12/27/13)



Warhawks Men's Basketball

University of Louisiana at Monroe



Media Roster



0 Marvin Williams

Junior | Center | 6-8 | 245
Memphis, Tenn.
NW Florida State College
8.0 ppg, 4.2 rpg, .471 FG%



13 Chinedu Amajoyi

Junior | Guard | 6-3 | 195
Rancho Cucamonga, Calif.
Kilgore College
4.4 ppg, .393 FG%, .467 3FG%



1 Jayon James

Senior | Forward | 6-6 | 225
Paterson, N.J.
Lamar State-Port Arthur
10.3 ppg, 6.1 rpg, 4.4 apg



15 Kyle Koszuta

Sophomore | Guard | 6-2 | 190
Niceville, Fla.
Niceville HS
2.1 ppg, .304 FG%, .286 3FG%




2 DeMondre Harvey

Sophomore | Forward | 6-7 | 210
Minden, La.
Pearl River CC
3.1 ppg, 3.4 rpg, .544 FG%



20 Evan Sims

Junior | Forward | 6-8 | 235
Houston, Texas
Lamar State-Port Arthur
1.0 ppg, 1.0 rpg, .308 FG%



3 Marcellis Hansberry

Senior | Guard | 6-0 | 185
Jackson, Miss.
Provine HS
ACL Injury




22 Lance Richard

Freshman | Guard | 5-10 | 170
Monroe, La.
Sterlington HS
Redshirting




4 R.J. McCray

Senior | Guard | 6-2 | 190
Arlington, Texas
Grace Prep Academy
3.6 ppg, .359 FG%, .308 3FG%




23 Millann Brown

Senior | Forward | 6-7 | 230
Gunnison, Miss.
East Mississippi CC
1.6 ppg, 2.1 rpg, .500 FG%




10 Amos Olatayo

Senior | Guard | 6-4 | 200
Houston, Texas
Navarro College
13.2 ppg, 5.3 rpg, .453 FG%




33 Daniel Grieves

Sophomore | Guard | 6-6 | 210
Bay St. Louis, Miss.
Pearl River CC
4.2 ppg, .357 FG%, .348 3FG%




11 Nick Coppola

Freshman | Guard | 5-11 | 195
Richmond, Va.
Benedictine Prep
6.3 ppg, 3.5 apg, .400 3FG%



34 Leon Carswell JJ

Junior | Forward | 6-3 | 225
Bossier City, La.
Hannibal-LaGrange University
2.0 ppg, 2.0 rpg, (one appearance)



12 Tylor Ongwae

Junior | Forward | 6-7 | 205
Eldoret, Kenya
Ranger College
16.6 ppg, 5.9 rpg, .429 FG%



35 Colten Ponder

Sophomore | Forward | 6-5 | 215
Shreveport, La.
Calvary Baptist Academy
2 mins (one appearance)